TBK1 Rabbit mAb

Catalog No	BYab-33123
Isotype	IgG
Reactivity	Human,Mouse,Rat
Applications	WB,IHC-P,ICC/IF
Gene Name	TBK1
Alternative Names	TBK1; NAK; Serine/threonine-protein kinase TBK1; NF-kappa-B-activating kinase; T2K; TANK-binding kinase 1
Research Field	Signal Transduction
Product Categories	Primary antibody
Host	Rabbit
Molecular Weight	Calculated MW: 84 kDa; Observed MW: 84 kDa
Clonality	Monoclonal Antibody
Clonality No.	R01-2C4
Dilution	WB: 1/500-1/1000 IHC: 1/50-1/100 IF: 1/50-1/200
Immunogen	A synthesized peptide derived from human NAK/TBK1 (N-term)
Purification	Affinity Chromatography
Conjugation	Unconjugated
Modification	Unmodified
Form	Liquid
Buffer System	Rabbit IgG in phosphate buffered saline , pH 7.4, 150mM NaCl, 0.02% sodium azide and 50% glycerol.
Concentration	1 mg/ml
Purity	≥90%
Storage	Store at 4°C short term. Aliquot and store at -20°C long term. Avoid freeze/thaw cycles.
Background	The NF-kappa-B (NFKB) complex of proteins is inhibited by I-kappa-B (IKB) proteins, which inactivate NFKB by trapping it in the cytoplasm. Phosphorylation of serine residues on the IKB proteins by IKB kinases marks them for destruction via the ubiquitination pathway, thereby allowing activation and nuclear

	translocation of the NFKB complex.
matters needing attention	Avoid repeated freezing and thawing!
Usage suggestions	This product can be used in immunological reaction related experiments. For more information, please consult technical personnel.

Products Images

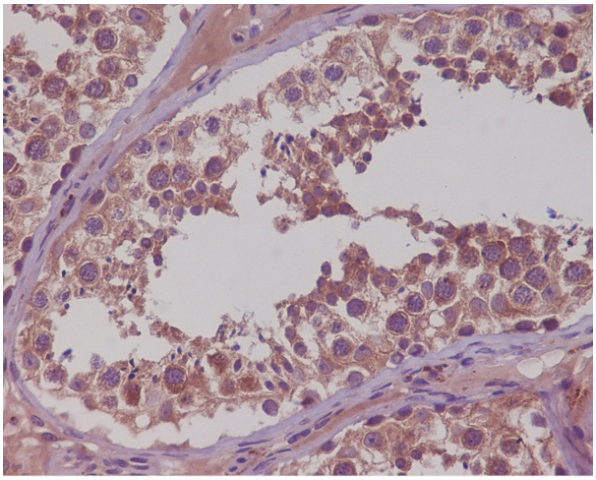

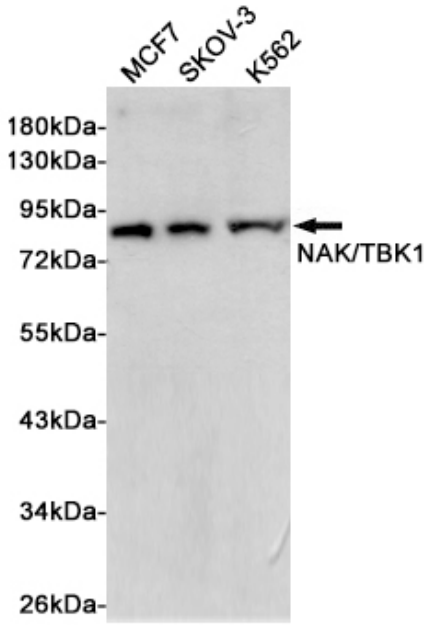

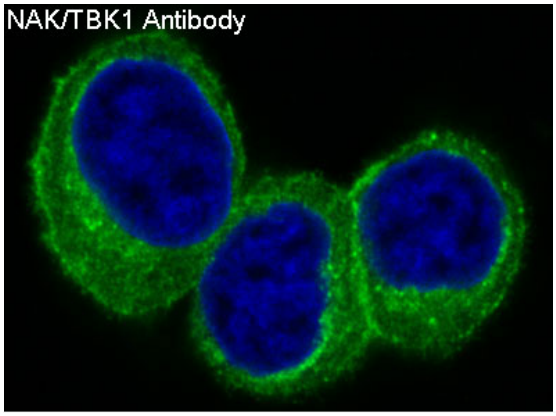
NAK/TBK1 Antibody