Cytokeratin 7 Rabbit mAb

Catalog No	BYab-33114
Isotype	IgG
Reactivity	Human,Mouse,Rat
Applications	WB,IHC-P,ICC/IF
Gene Name	KRT7
Alternative Names	CK 7; CK-7; ck7; Cytokeratin 7; Cytokeratin-7; Cytokeratin7; D15Wsu77e; K2C7; K2C7_HUMAN; K7; Keratin 55k type ii cytoskeletal; Keratin 7; Keratin simple epithelial type 1 k7; Keratin type II cytoskeletal 7
Research Field	Signal Transduction
Product Categories	Primary antibody
Host	Rabbit
Molecular Weight	Calculated MW: 51 kDa; Observed MW: 51 kDa
Clonality	Monoclonal Antibody
Clonality No.	R09-7D1
Dilution	WB: 1/500-1/1000 IHC: 1/50-1/100 IF: 1/50-1/200
Immunogen	A synthesized peptide derived from human Cytokeratin 7
Purification	Affinity Chromatography
Conjugation	Unconjugated
Modification	Unmodified
Form	Liquid
Buffer System	Rabbit IgG in phosphate buffered saline , pH 7.4, 150mM NaCl, 0.02% sodium azide and 50% glycerol.
Concentration	1 mg/ml
Purity	≥90%
Storage	Store at 4°C short term. Aliquot and store at -20°C long term. Avoid freeze/thaw cycles.
Background	K7 a type II cytoskeletal keratin. The keratins are intermediate filament proteins responsible for the structural integrity of epithelial cells and are subdivided into cytokeratins and hair keratins. Phosphorylation of keratins at specific sites affects

	their organization, assembly dynamics, and their interaction with signaling molecules. Specifically expressed in the simple epithelia lining the cavities of the internal organs and in the gland ducts and blood vessels.
matters needing attention	Avoid repeated freezing and thawing!
Usage suggestions	This product can be used in immunological reaction related experiments. For more information, please consult technical personnel.
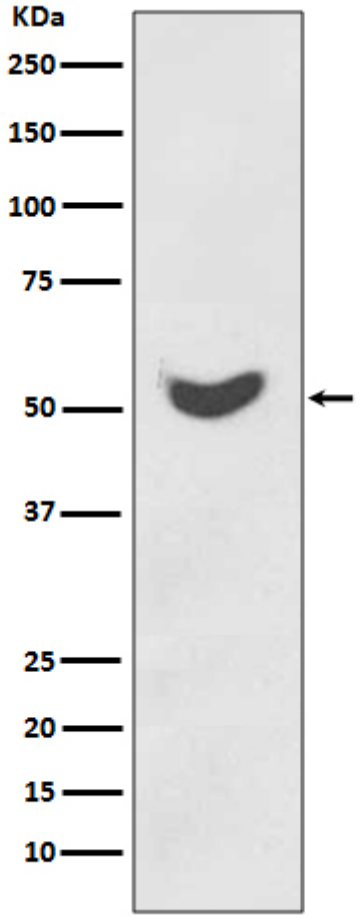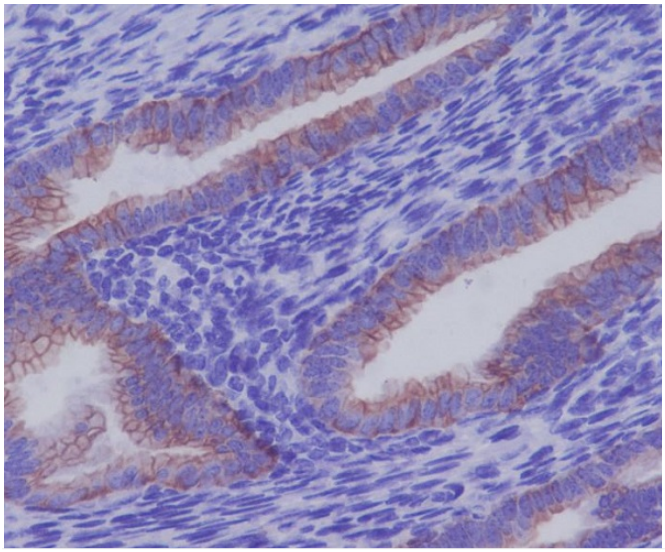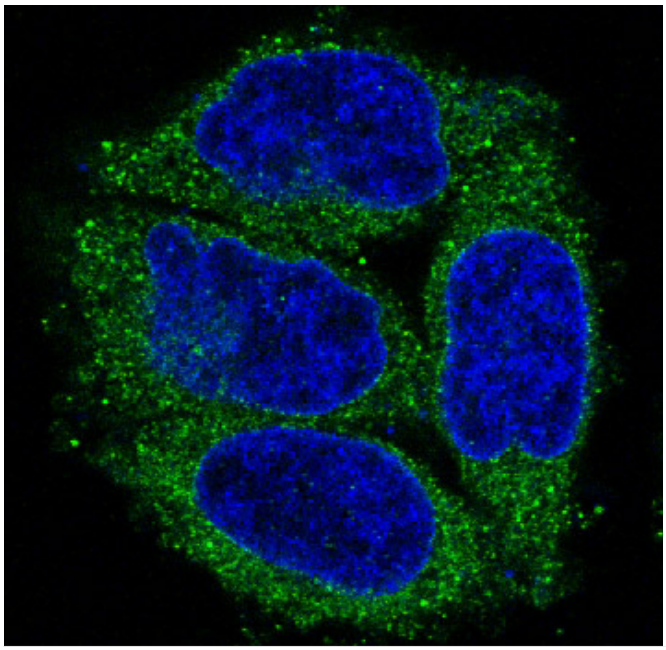
Products Images