Mitochondrial Fission 1 Protein Rabbit pAb

Catalog No	BYab-33082
Isotype	IgG
Reactivity	Human,Mouse,Rat
Applications	WB,IHC-P,ICC/IF
Gene Name	FIS1
Alternative Names	CGI135; FIS1; hFis1; TTC 11
Research Field	Cell Biology
Product Categories	Primary antibody
Host	Rabbit
Molecular Weight	Calculated MW: 17 kDa; Observed MW: 17 kDa
Clonality	Polyclonal Antibody
Clonality No.	-
Dilution	WB: 1/500-1/1000 IHC: 1/50-1/100 IF: 1/50-1/200
Immunogen	Recombinant protein of human FIS1 (NP_057152.2).
Purification	Affinity Purified
Conjugation	Unconjugated
Modification	Unmodified
Form	Liquid
Buffer System	Liquid in PBS containing 50% glycerol, 0.5% BSA and 0.02% sodium azide, pH 7.3.
Concentration	1 mg/ml
Purity	≥90%
Storage	Store at 4°C short term. Aliquot and store at -20°C long term. Avoid freeze/thaw cycles.
Background	Promotes the fragmentation of the mitochondrial network and its perinuclear clustering. Can induce cytochrome c release from the mitochondrion to the cytosol, ultimately leading to apoptosis. Also mediates peroxisomal fission.

matters needing attention	Avoid repeated freezing and thawing!
Usage suggestions	This product can be used in immunological reaction related experiments. For more information, please consult technical personnel.
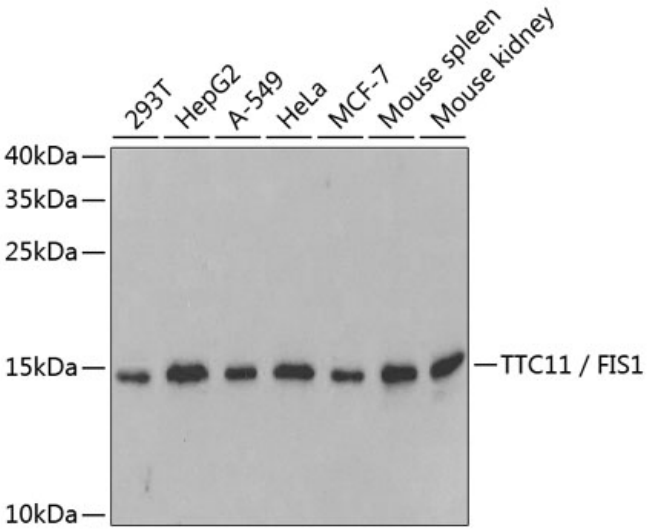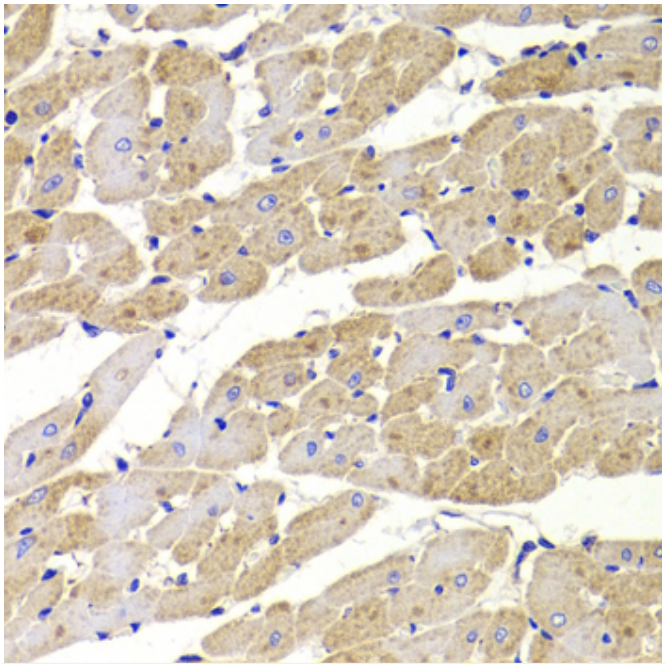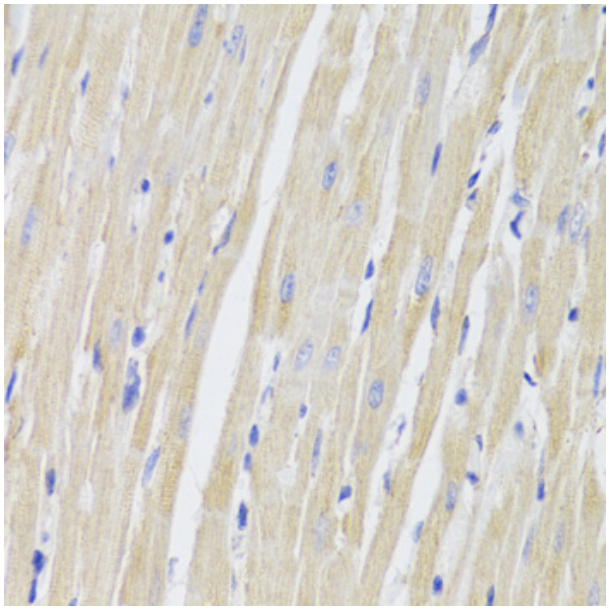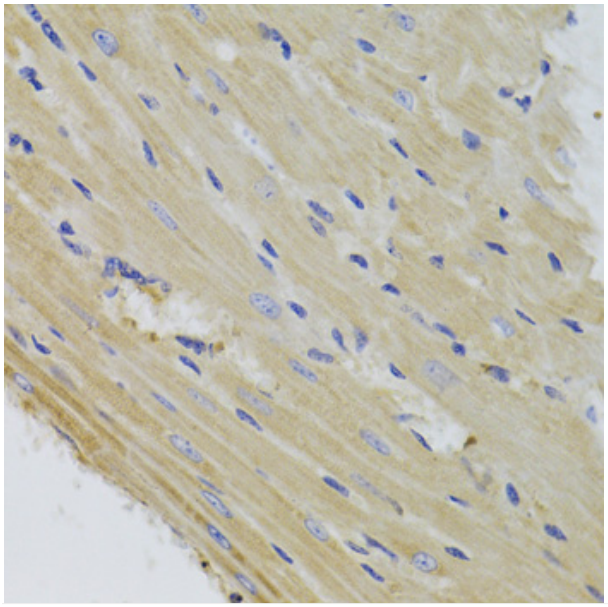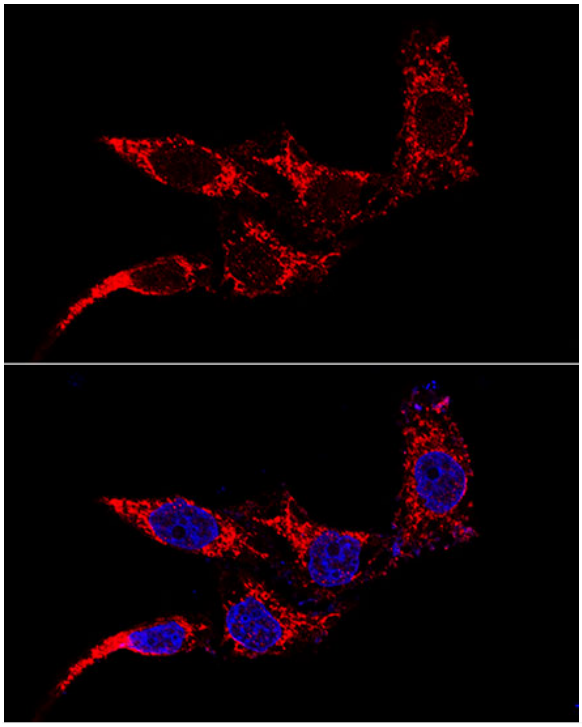
Products Images