TriMethyl-Histone H3 (Lys27) Rabbit pAb

Catalog No	BYab-33069
Isotype	IgG
Reactivity	Human,Mouse,Rat
Applications	WB,IHC-P,ICC/IF
Gene Name	H3C1
Alternative Names	H3K27me3; H3 histone; HIST1H3A; Histone cluster 1; H3a
Research Field	Epigenetics and Nuclear Signaling
Product Categories	Primary antibody
Host	Rabbit
Molecular Weight	Calculated MW: 15 kDa; Observed MW: 15 kDa
Clonality	Polyclonal Antibody
Clonality No.	-
Dilution	WB: 1/500-1/1000 IHC: 1/50-1/100 IF: 1/50-1/200
Immunogen	Peptide sequence around Tri-Methylation site of lysine 27(A-R-K(tri-methyl)-S-A) derived from Human Histone H3.
Purification	Affinity Chromatography
Conjugation	Unconjugated
Modification	Methylated
Form	Liquid
Buffer System	Liquid in PBS containing 50% glycerol, 0.5% BSA and 0.02% sodium azide, pH 7.3.
Concentration	1 mg/ml
Purity	≥90%
Storage	Store at 4°C short term. Aliquot and store at -20°C long term. Avoid freeze/thaw cycles.
Background	H3 Core component of nucleosome. Nucleosomes wrap and compact DNA into chromatin, limiting DNA accessibility to the cellular machineries which require DNA as a template. Histones thereby play a central role in transcription regulation, DNA repair, DNA replication and chromosomal stability.

matters needing attention	Avoid repeated freezing and thawing!
Usage suggestions	This product can be used in immunological reaction related experiments. For more information, please consult technical personnel.
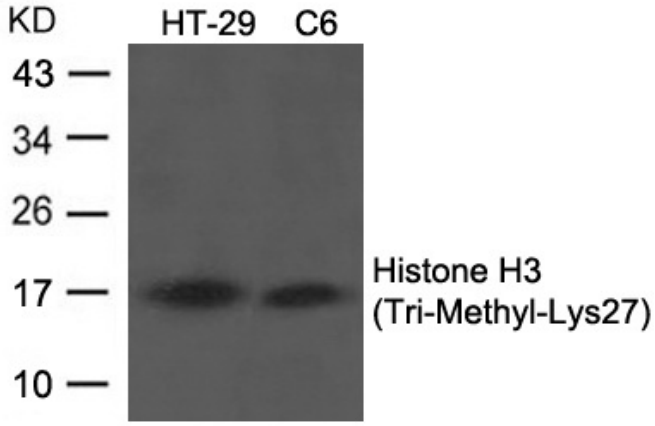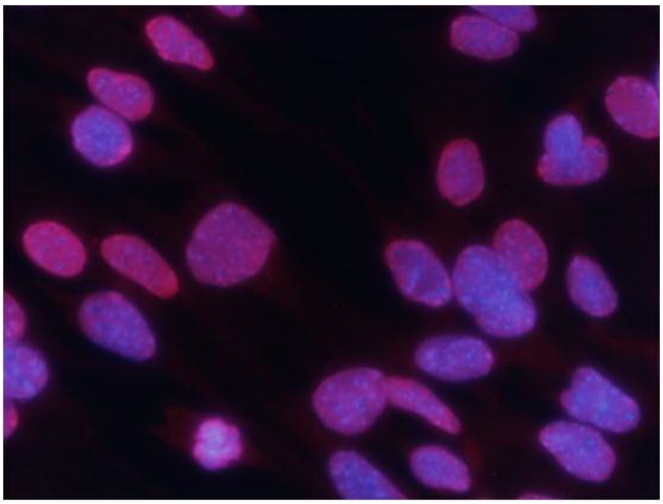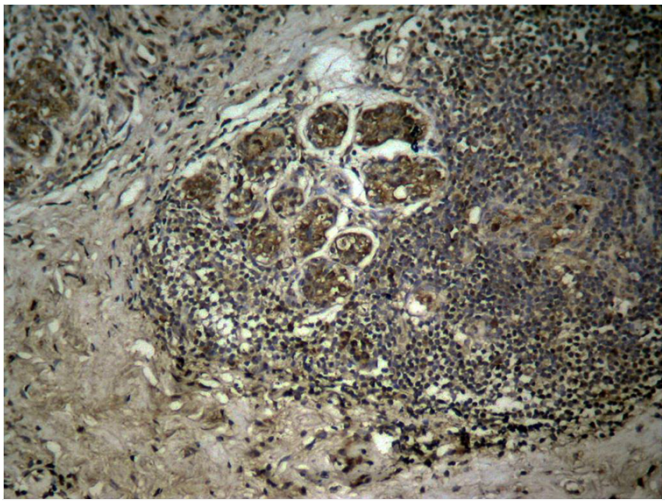
Products Images