beta III Tubulin Rabbit mAb

Catalog No	BYab-33067
Isotype	IgG
Reactivity	Human,Mouse,Rat
Applications	WB,IHC-F,IHC-P,ICC/IF,IP
Gene Name	TUBB3
Alternative Names	TUBB3; TUBB4; Tubulin beta-3 chain; Tubulin beta-4 chain; Tubulin beta-III
Research Field	Signal Transduction
Product Categories	Primary antibody
Host	Rabbit
Molecular Weight	Calculated MW: 50 kDa; Observed MW: 50 kDa Clonality
Clonality	Monoclonal Antibody
Clonality No.	R02-4G7
Dilution	WB: 1/500-1/1000 IHC: 1/50-1/100 IF: 1/50-1/200 IP: 1/20
Immunogen	A synthetic peptide of human beta III Tubulin
Purification	Affinity Purified
Conjugation	Unconjugated
Modification	Unmodified
Form	Liquid
Buffer System	50mM Tris-Glycine(pH 7.4), 0.15M NaCl, 40% Glycerol, 0.01% Sodium azide and 0.05% BSA
Concentration	1 mg/ml
Purity	≥90%
Storage	Store at 4°C short term. Aliquot and store at -20°C long term. Avoid freeze/thaw cycles.
Background	TUBB3 Tubulin is the major constituent of microtubules. It binds two moles of GTP, one at an exchangeable site on the beta chain and one at a non-exchangeable site on the alpha-chain. TUBB3 plays a critical role in proper axon guidance and mantainance.

matters needing attention	Avoid repeated freezing and thawing!
Usage suggestions	This product can be used in immunological reaction related experiments. For more information, please consult technical personnel.

Products Images

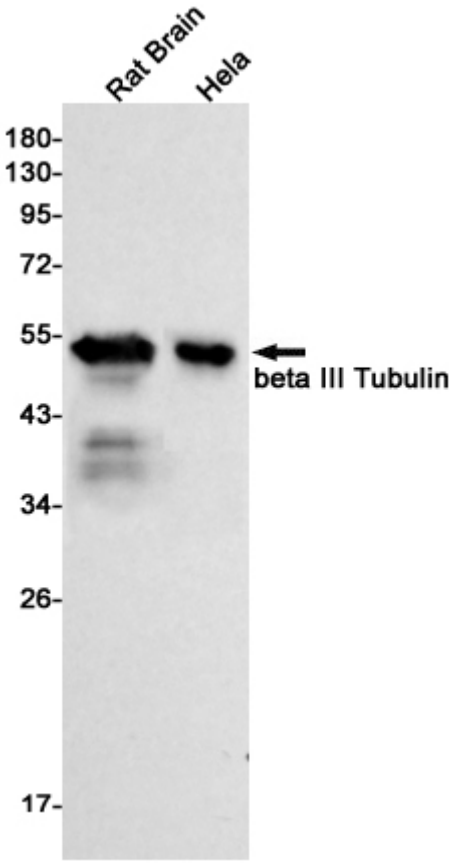

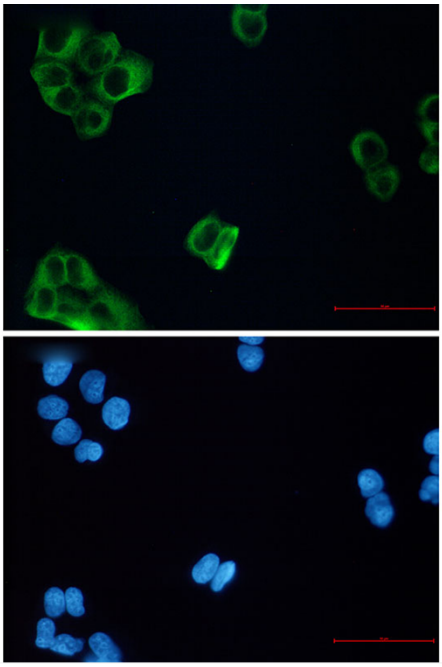

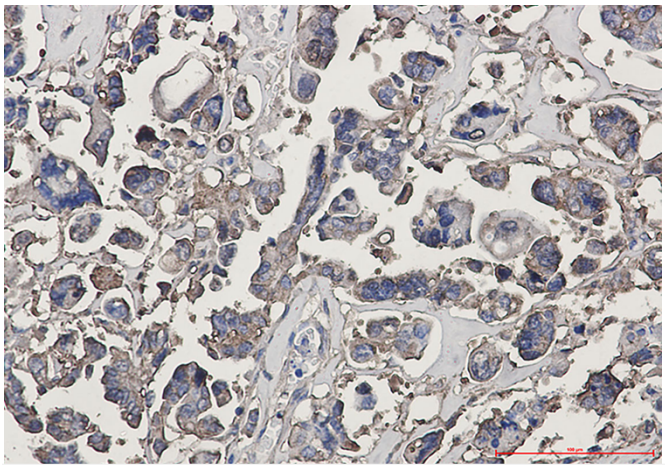


Mouse brain
180-
130-
95-
72-
55-
43-
34-
26-
17-
beta III Tubulin