PSA (ABT114) Mouse mAb

货号	BYab-32997
同位型	IgG
靶点	PSA
简介	>>Pathways in cancer;>>Prostate cancer
基因名称	KLK3 APS
种属	Human;Mouse;Rat
应用	IHC;WB;IF
蛋白名称	PSA
免疫原	Synthesized peptide derived from human PSA AA range: 100-200
特异性	The antibody can specifically recognize human PSA protein.. The antibody was also Predict react with Mouse;Rat
组成	Liquid in PBS containing 50% glycerol, 0.5% BSA and 0.02% sodium azide.
来源	Mouse, Monoclonal/IgG2b, Kappa
稀释	IHC-p 1:200-400, WB 1:200-1000, IF 1:200-400
纯化工艺	The antibody was affinity-purified from mouse ascites by affinity-chromatography using specific immunogen.
其他名称	Prostate-specific antigen (PSA;EC 3.4.21.77;Gamma-seminoprotein;Seminin;Kallikrein-3;P-30 antigen;Semenogelase)
背景	Kallikreins are a subgroup of serine proteases having diverse physiological functions. Growing evidence suggests that many kallikreins are implicated in carcinogenesis and some have potential as novel cancer and other disease biomarkers. This gene is one of the fifteen kallikrein subfamily members located in a cluster on chromosome 19. Its protein product is a protease present in seminal plasma. It is thought to function normally in the liquefaction of seminal coagulum, presumably by hydrolysis of the high molecular mass seminal vesicle protein. Serum level of this protein, called PSA in the clinical setting, is useful in the diagnosis and monitoring of prostatic carcinoma. Alternate splicing of this gene generates several transcript variants encoding different isoforms. [provided by RefSeq, Jul 2008],
功能	catalytic activity:Preferential cleavage: -Tyr-|-Xaa-.,function:Hydrolyzes semenogelin-1 thus leading to the liquefaction of the seminal coagulum.,online information:Prostate-specific antigen entry,similarity:Belongs to the peptidase S1 family.,similarity:Belongs to the peptidase S1 family. Kallikrein subfamily.,similarity:Contains 1 peptidase S1 domain.,
细胞定位	Secreted.

组织表达	Cytoplasmic
浓度	1 mg/ml
储存	-15°C to -25°C/1 year(Do not lower than -25°C)
有关注意事项	Avoid repeated freezing and thawing!
使用建议	This product can be used in immunological reaction related experiments. For more information, please consult technical personnel.
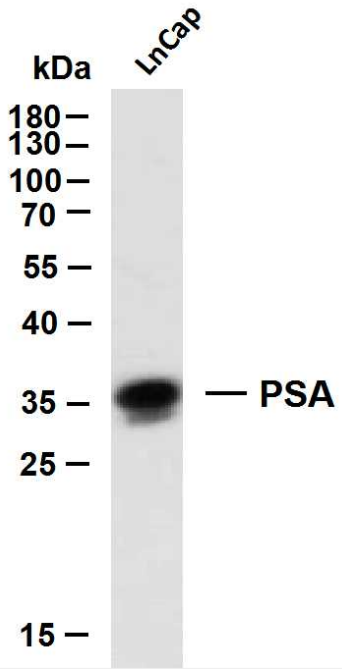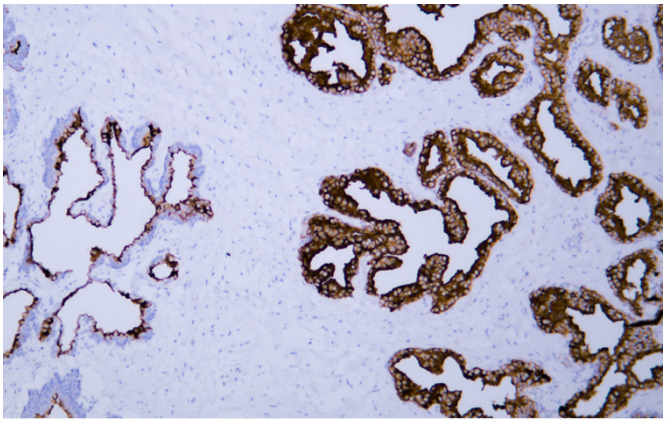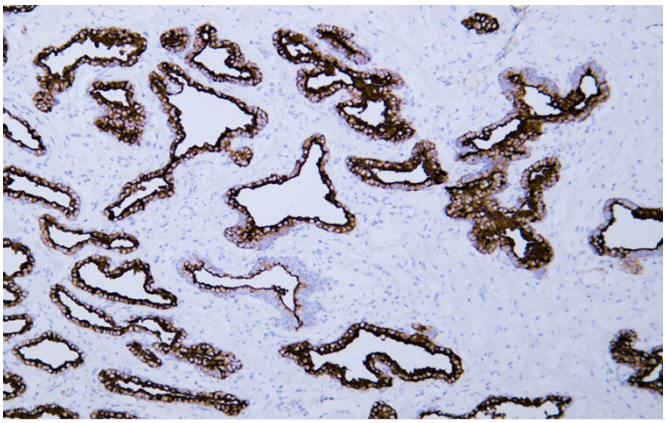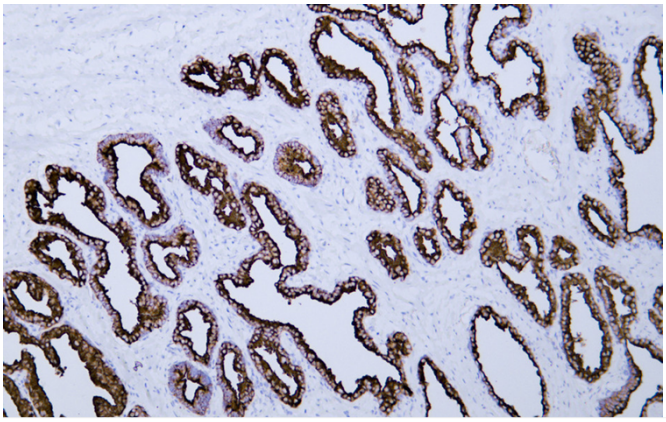
Products Images