Profilin 1 Rabbit mAb

Catalog No	BYab-32942
Isotype	IgG
Gene Name	PFN1
Alternative Names	Epididymis tissue protein Li 184a; Profilin I
Background	Binds to actin and affects the structure of the cytoskeleton. At high concentrations, profilin prevents the polymerization of actin, whereas it enhances it at low concentrations. By binding to PIP2, it inhibits the formation of IP3 and DG.
Research Field	Tags & Cell Markers
Product Categories	Primary antibody
Host	Rabbit
Reactivity	Human,Mouse,Rat
Application	WB,IHC-F,IHC-P,ICC/IF,IP
Dilution Ratio	WB: 1/500-1/1000 IHC: 1/50-1/100 IF: 1/50-1/200 IP: 1/20
Molecular Weight	Calculated MW: 15 kDa; Observed MW: 15 kDa
Clonality	Monoclonal Antibody
Clonality No.	R06-6H7
Immunogen	A synthetic peptide of human Profilin 1
Purification	Affinity Purified
Conjugation	Unconjugated
Modification	Unmodified
Form	Liquid
Buffer System	50mM Tris-Glycine(pH 7.4), 0.15M NaCl, 40% Glycerol, 0.01% Sodium azide and 0.05% BSA
Concentration	1 mg/ml
Purity	≥90%
Storage Stability	Store at 4°C short term. Aliquot and store at -20°C long term. Avoid freeze/thaw cycles.

matters needing attention	Avoid repeated freezing and thawing!
Usage suggestions	This product can be used in immunological reaction related experiments. For more information, please consult technical personnel.

Products Images

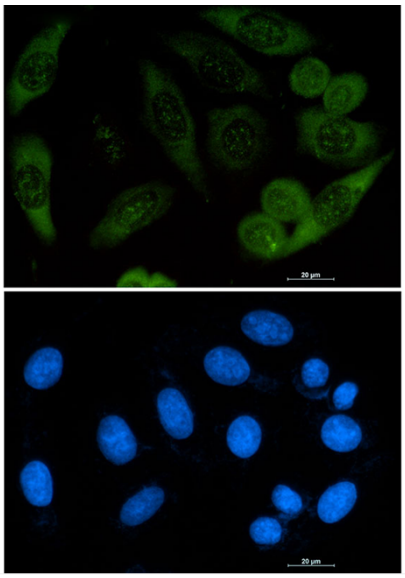



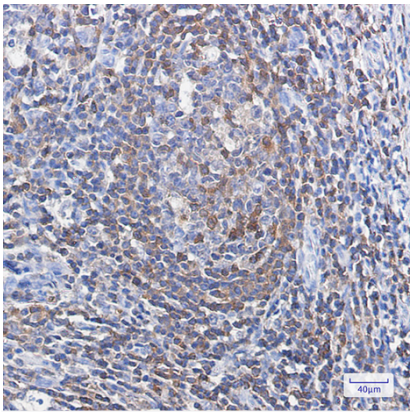
40μm