RFC1 Polyclonal Antibody

Catalog No	BYab-32392
Isotype	IgG
Reactivity	Human;Rat;Mouse;
Applications	WB;IHC;IF;ELISA
Gene Name	RFC1
Protein Name	Replication factor C subunit 1
Immunogen	The antiserum was produced against synthesized peptide derived from the C-terminal region of human RFC1. AA range:1071-1120
Specificity	RFC1 Polyclonal Antibody detects endogenous levels of RFC1 protein.
Formulation	Liquid in PBS containing 50% glycerol, 0.5% BSA and 0.02% sodium azide.
Source	Polyclonal, Rabbit,IgG
Purification	The antibody was affinity-purified from rabbit antiserum by affinity-chromatography using epitope-specific immunogen.
Dilution	WB: 1/500 - 1/2000. IHC-p: 1/100-1/300. ELISA: 1/20000.. IF 1:50-200
Concentration	1 mg/ml
Purity	≥90%
Storage Stability	-20°C/1 year
Synonyms	RFC1; RFC140; Replication factor C subunit 1; Activator 1 140 kDa subunit; A1 140 kDa subunit; Activator 1 large subunit; Activator 1 subunit 1; DNA-binding protein PO-GAReplication factor C 140 kDa subunit; RF-C 140 kDa subunit; RFC140; Replication factor C large subunit
Observed Band	130kD
Cell Pathway	Nucleus.
Tissue Specificity	Wide tissue distribution. Undetectable in placental tissue.
Function	function:Interacts with C-terminus of PCNA. 5' phosphate residue is required for binding of the N-terminal DNA-binding domain to duplex DNA, suggesting a role in recognition of non-primer template DNA structures during replication and/or repair.,function:The elongation of primed DNA templates by DNA polymerase delta and epsilon requires the action of the accessory proteins PCNA and activator 1. This subunit binds to the primer-template junction. Binds the PO-B transcription element as well as other GA rich DNA sequences. Could play a role

	in DNA transcription regulation as well as DNA replication and/or repair. Can bind single- or double-stranded DNA.,PTM:Phosphorylated upon DNA damage, probably by ATM or ATR.,similarity:Belongs to the activator 1 large subunit family.,similarity:Contains 1 BRCT domain.,subunit:Heterotetramer of subunits RFC2, RFC3, RFC4 and RFC5 that can form a complex
Background	This gene encodes the large subunit of replication factor C, a five subunit DNA polymerase accessory protein, which is a DNA-dependent ATPase required for eukaryotic DNA replication and repair. The large subunit acts as an activator of DNA polymerases, binds to the 3' end of primers, and promotes coordinated synthesis of both strands. It may also have a role in telomere stability. Alternatively spliced transcript variants encoding different isoforms have been noted for this gene. [provided by RefSeq, Mar 2011],
matters needing attention	Avoid repeated freezing and thawing!
Usage suggestions	This product can be used in immunological reaction related experiments. For more information, please consult technical personnel.

Products Images



Western Blot analysis of K562 cells using RFC1 Polyclonal Antibody. Secondary antibody(catalog#:RS0002) was diluted at 1:20000 cells nucleus extracted by Minute TM Cytoplasmic and Nuclear Fractionation kit (SC-003,Inventbiotech,MN,USA).

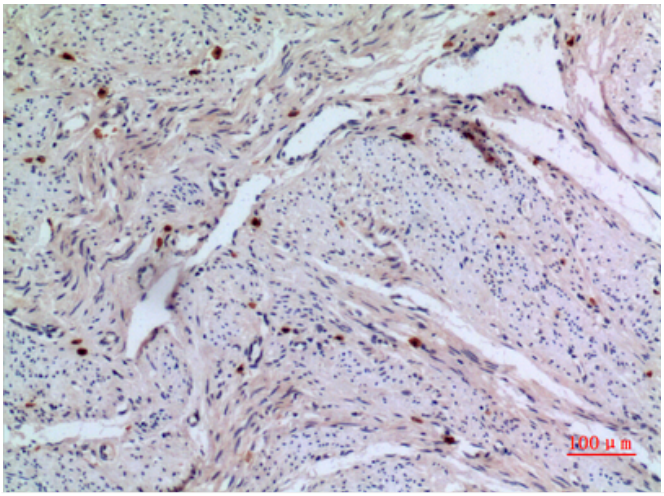

Immunohistochemical analysis of paraffin-embedded human-uterus, antibody was diluted at 1:100

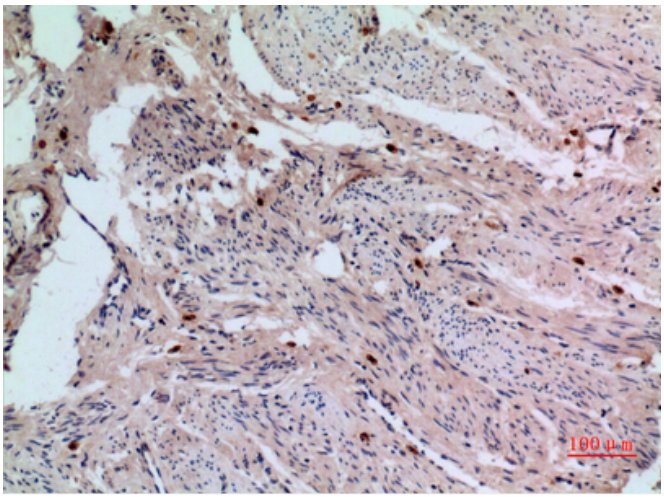

Immunohistochemical analysis of paraffin-embedded human-uterus, antibody was diluted at 1:100

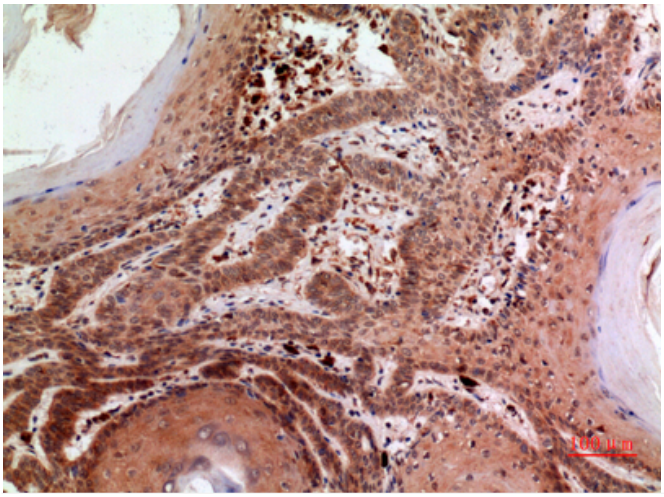

Immunohistochemical analysis of paraffin-embedded human-skin, antibody was diluted at 1:100

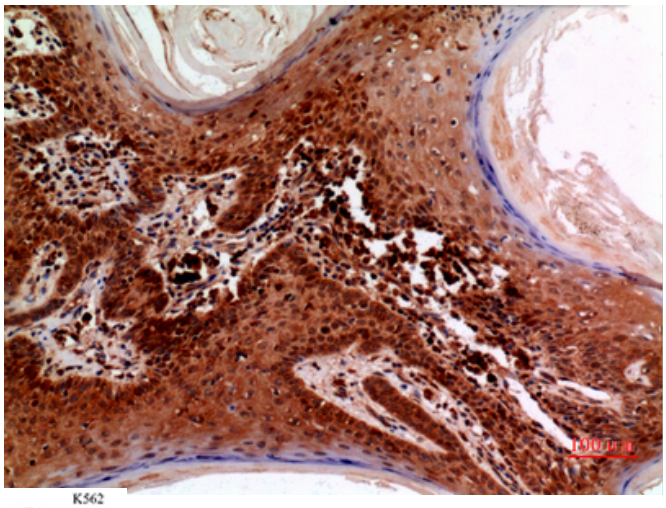
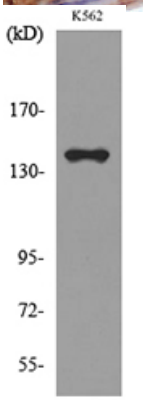
Immunohistochemical analysis of paraffin-embedded human-skin, antibody was diluted at 1:100