Cyclin B1 Polyclonal Antibody

Catalog No	BYab-32318
Isotype	IgG
Reactivity	Human;Mouse;Rat
Applications	WB;IHC;IF;ELISA
Gene Name	CCNB1
Protein Name	G2/mitotic-specific cyclin-B1
Immunogen	The antiserum was produced against synthesized peptide derived from human Cyclin B1. AA range:91-140
Specificity	Cyclin B1 Polyclonal Antibody detects endogenous levels of Cyclin B1 protein.
Formulation	Liquid in PBS containing 50% glycerol, 0.5% BSA and 0.02% sodium azide.
Source	Polyclonal, Rabbit,IgG
Purification	The antibody was affinity-purified from rabbit antiserum by affinity-chromatography using epitope-specific immunogen.
Dilution	Western Blot: 1/500 - 1/2000. Immunohistochemistry: 1/100 - 1/300. Immunofluorescence: 1/200 - 1/1000. ELISA: 1/20000. Not yet tested in other applications.
Concentration	1 mg/ml
Purity	≥90%
Storage Stability	-20°C/1 year
Synonyms	CCNB1; CCNB; G2/mitotic-specific cyclin-B1
Observed Band	60kD
Cell Pathway	Cytoplasm. Nucleus. Cytoplasm, cytoskeleton, microtubule organizing center, centrosome.
Tissue Specificity	Breast adenocarcinoma,Lung,Placenta,
Function	developmental stage:Accumulates steadily during G2 and is abruptly destroyed at mitosis.,function:Essential for the control of the cell cycle at the G2/M (mitosis) transition.,PTM:Ubiquitinated by the SCF(NIPA) complex during interphase, leading to its destruction. Not ubiquitinated during G2/M phases.,similarity:Belongs to the cyclin family.,similarity:Belongs to the cyclin family. Cyclin AB subfamily.,subunit:Interacts with the CDC2 protein kinase to form a serine/threonine kinase holoenzyme complex also known as maturation promoting factor (MPF). The cyclin subunit imparts substrate specificity to the complex. Binds HEI10. Interacts with catalytically active RALBP1 and CDC2 during mitosis to form an endocytotic complex during interphase.,

Background	The protein encoded by this gene is a regulatory protein involved in mitosis. The gene product complexes with p34(cdc2) to form the maturation-promoting factor (MPF). Two alternative transcripts have been found, a constitutively expressed transcript and a cell cycle-regulated transcript, that is expressed predominantly during G2/M phase. The different transcripts result from the use of alternate transcription initiation sites. [provided by RefSeq, Jul 2008],
matters needing attention	Avoid repeated freezing and thawing!
Usage suggestions	This product can be used in immunological reaction related experiments. For more information, please consult technical personnel.

Products Images

Li, Lin, et al. "Telekin suppresses human hepatocellular carcinoma cells in vitro by inducing G 2/M phase arrest via the p38 MAPK signaling pathway." Acta Pharmacologica Sinica 35.10 (2014): 1311.

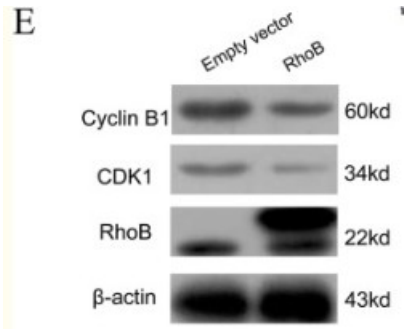

Chen, Weihao, et al. "RhoB acts as a tumor suppressor that inhibits malignancy of clear cell renal cell carcinoma." PloS one 11.7 (2016): e0157599.

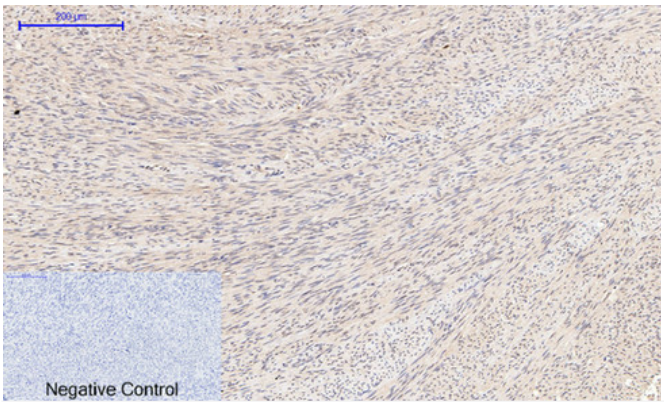

Immunohistochemical analysis of paraffin-embedded Human-uterus tissue. 1,Cyclin B1 Polyclonal Antibody was diluted at 1:200(4°C,overnight). 2, Sodium citrate pH 6.0 was used for antibody retrieval(>98°C,20min). 3,Secondary antibody was diluted at 1:200(room tempeRature, 30min). Negative control was used by secondary antibody only.

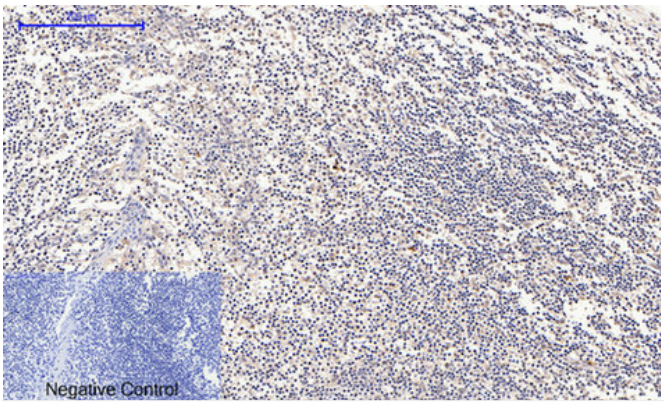

Immunohistochemical analysis of paraffin-embedded Human-Tonsil tissue. 1,Cyclin B1 Polyclonal Antibody was diluted at 1:200(4°C,overnight). 2, Sodium citrate pH 6.0 was used for antibody retrieval(>98°C,20min). 3,Secondary antibody was diluted at 1:200(room tempeRature, 30min). Negative control was used by secondary antibody only.

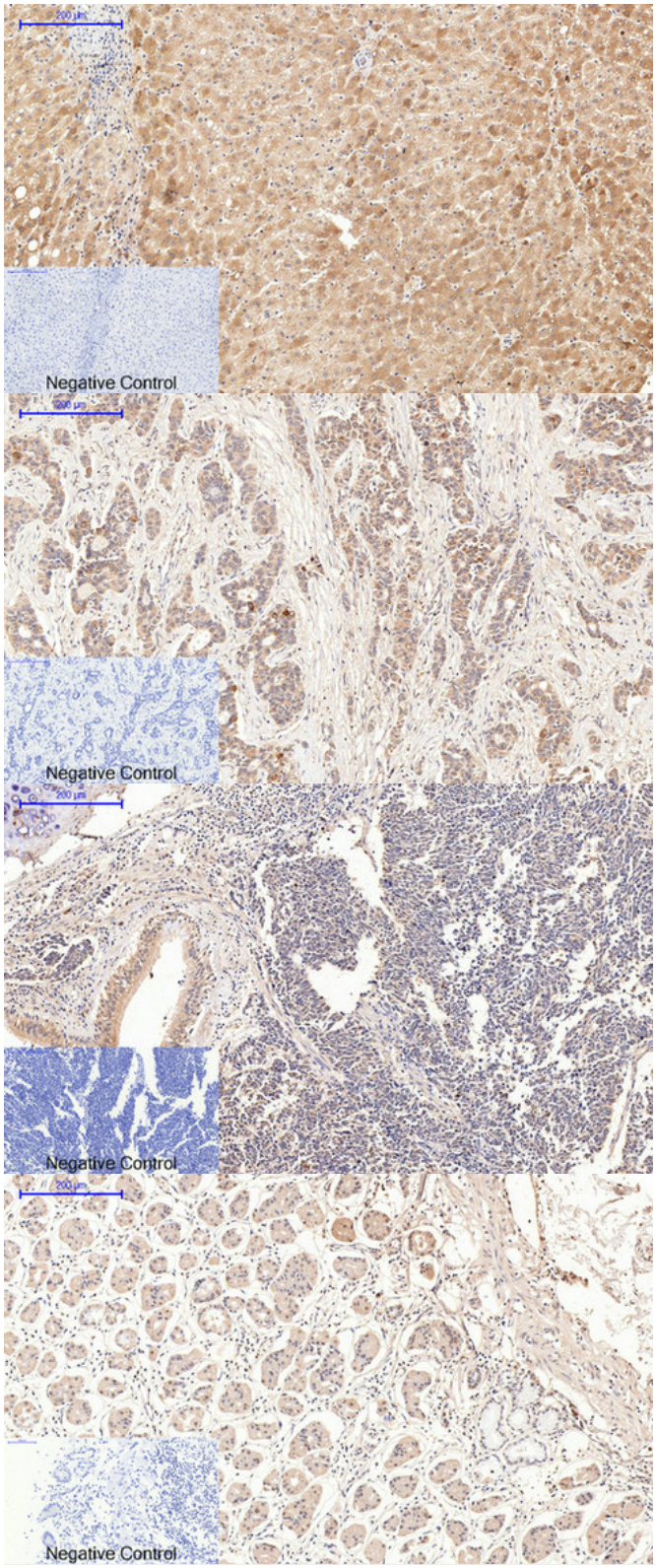

Immunohistochemical analysis of paraffin-embedded Human-liver tissue. 1,Cyclin B1 Polyclonal Antibody was diluted at 1:200(4°C,overnight). 2, Sodium citrate pH 6.0 was used for antibody retrieval(>98°C,20min). 3,Secondary antibody was diluted at 1:200(room tempeRature, 30min). Negative control was used by secondary antibody only.

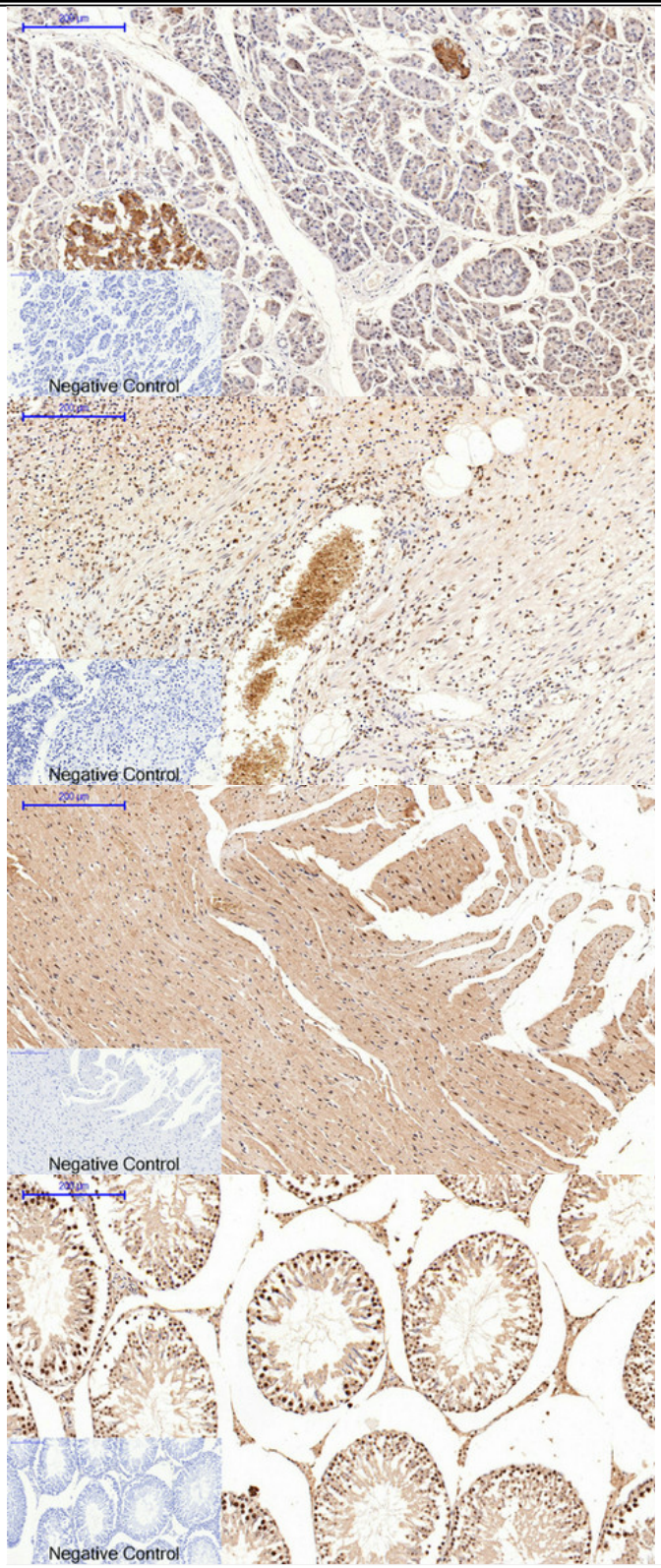
Negative Control
Negative Control
Negative Control
Negative Control

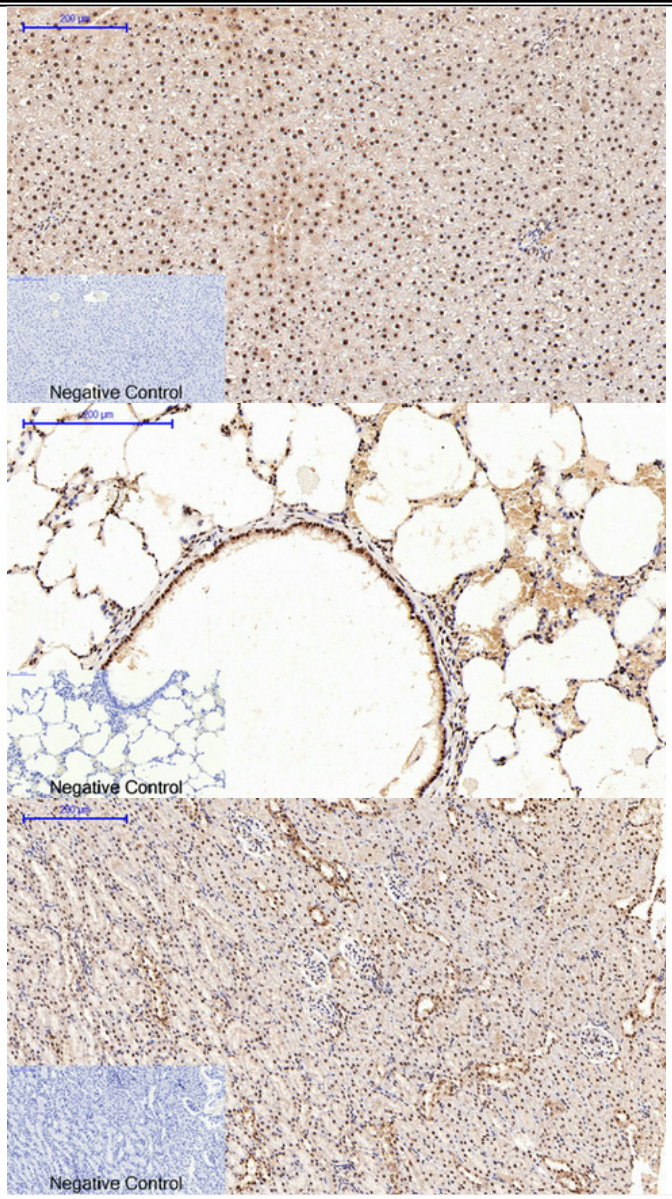
Negative Control
Negative Control
Negative Control

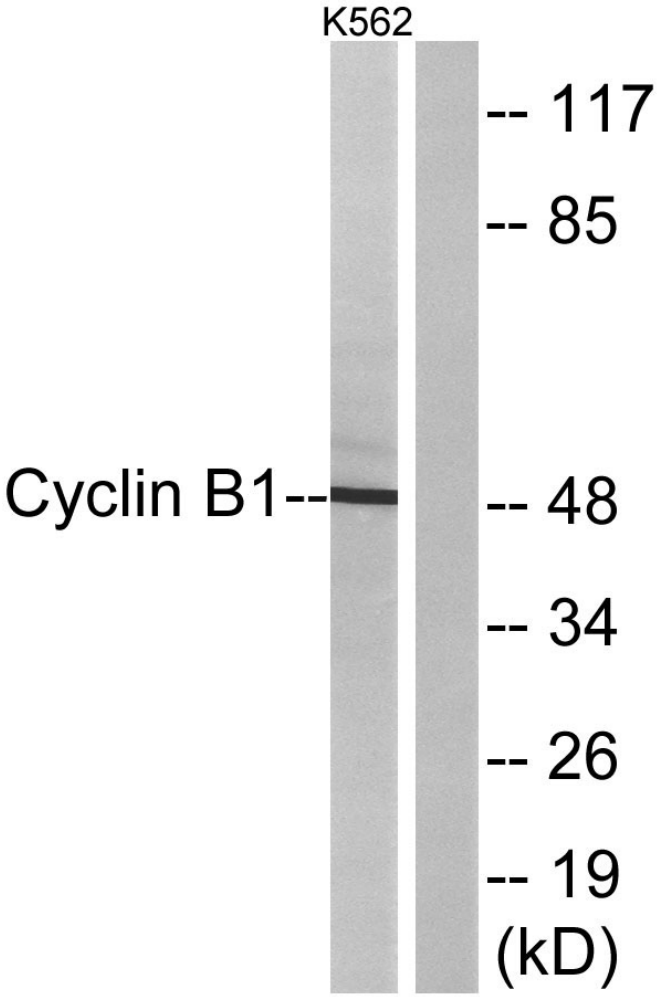
K562
-- 117
-- 85
Cyclin B1--
-- 48
-- 34
-- 26
-- 19
(kD)

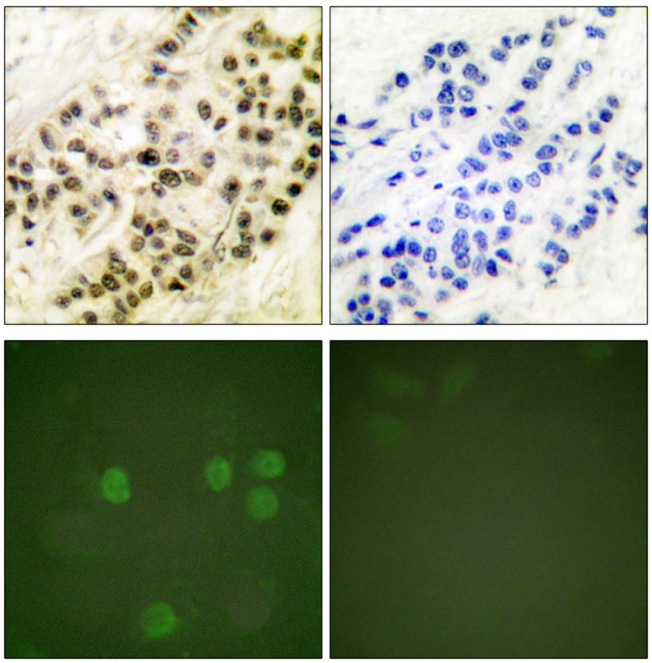


PC-12
170---
130---
100---
70---
55---
40---
35---
25---
15---
Cyclin B1


KDa
120
90
50
39
27
Cyclin B1

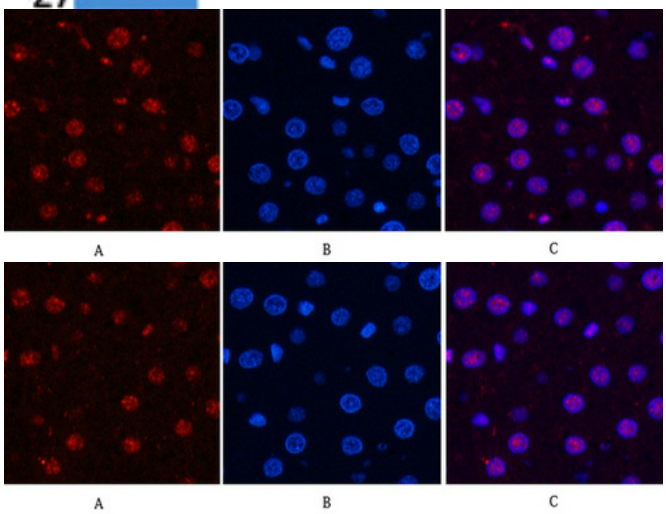
A
B
C
A
B
C

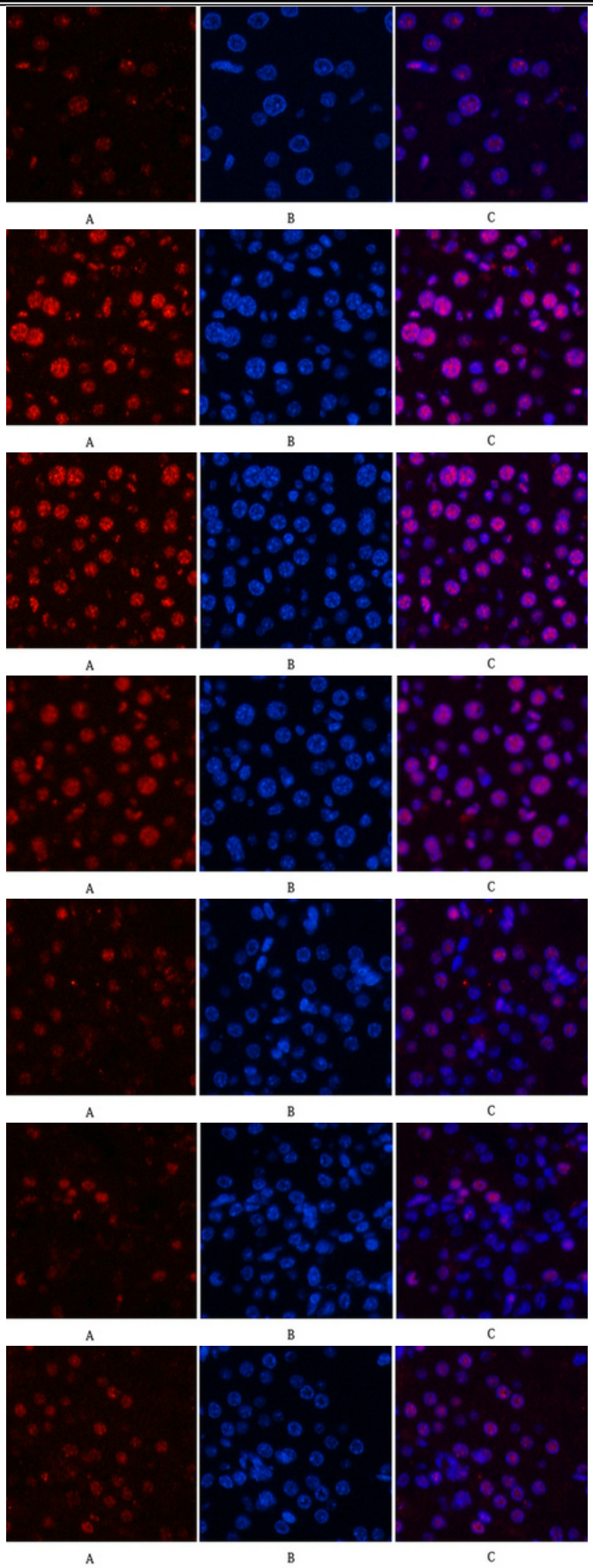
A
B
C
A
B
C
A
B
C
A
B
C
A
B
C
A
B
C
A
B
C

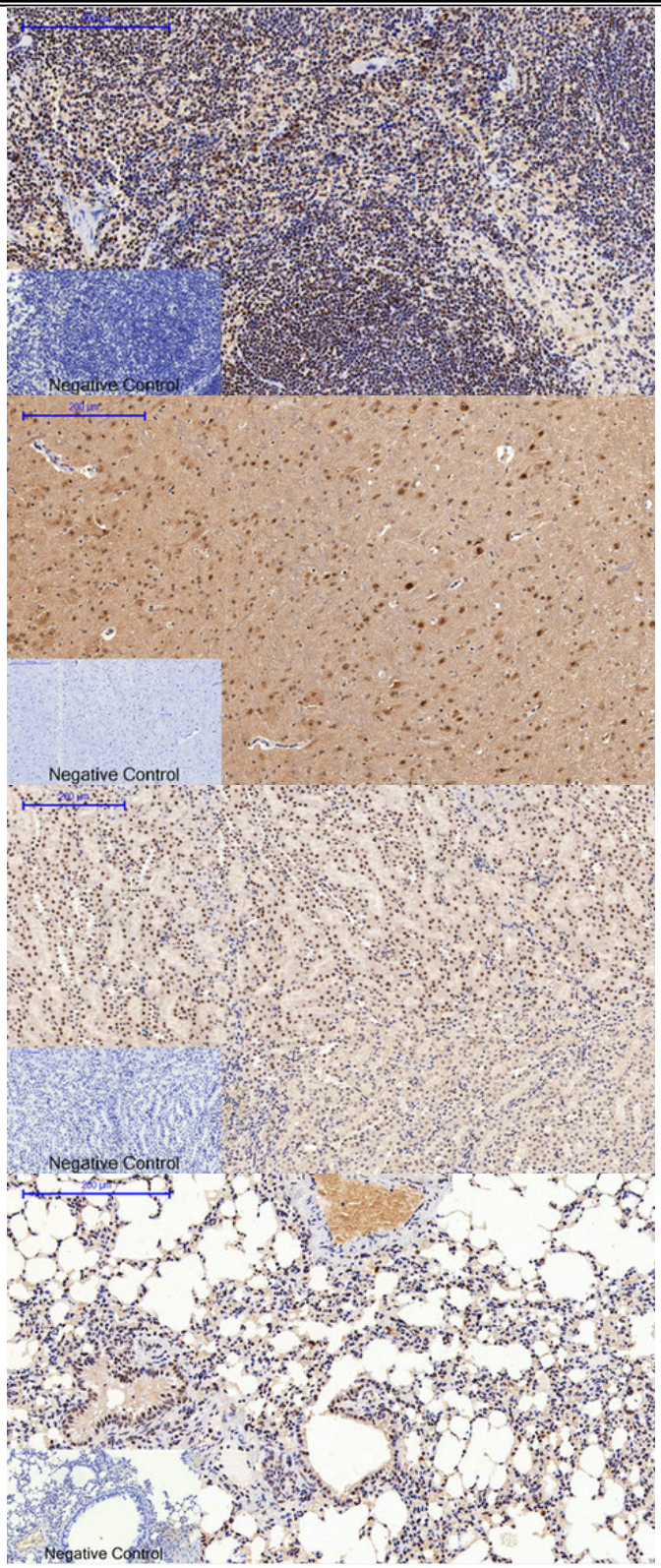
Negative Control
Negative Control
Negative Control
Negative Control

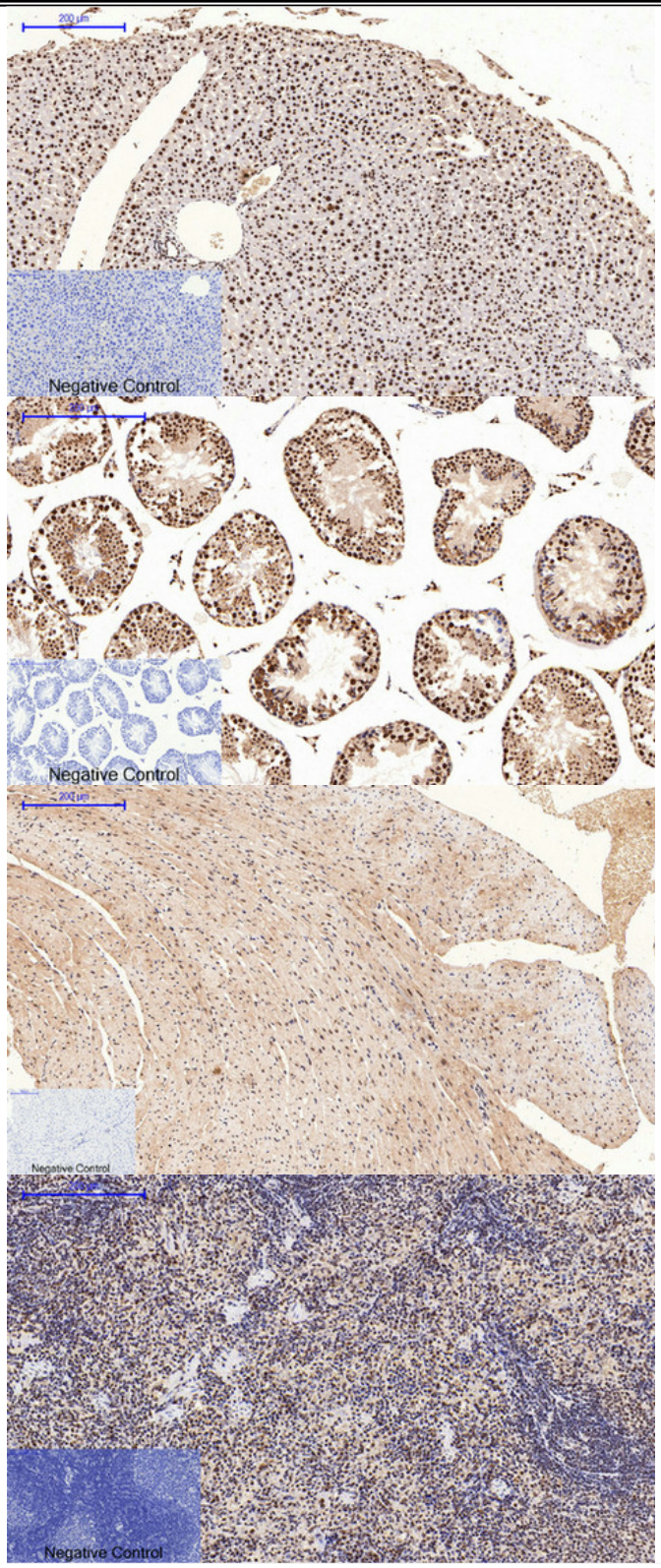
Negative Control
Negative Control
Negative Control
Negative Control

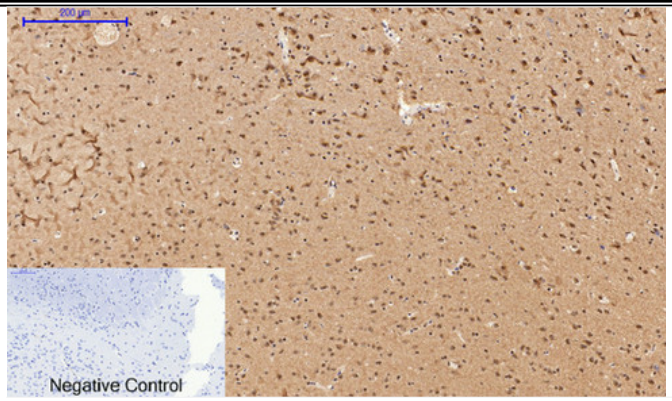
200 µm
Negative Control