IP3R-I (phospho Ser1598) Polyclonal Antibody

Catalog No	BYab-31967
Isotype	IgG
Reactivity	Human;Mouse;Rat
Applications	IHC;IF;ELISA
Gene Name	ITPR1
Protein Name	Inositol 1,4,5-trisphosphate receptor type 1
Immunogen	The antiserum was produced against synthesized peptide derived from human Inositol 1,4,5-trisphosphate R1 around the phosphorylation site of Ser1598/1588. AA range:1566-1615
Specificity	Phospho-IP3R-I (S1598) Polyclonal Antibody detects endogenous levels of IP3R-I protein only when phosphorylated at S1598.
Formulation	Liquid in PBS containing 50% glycerol, 0.5% BSA and 0.02% sodium azide.
Source	Polyclonal, Rabbit,IgG
Purification	The antibody was affinity-purified from rabbit antiserum by affinity-chromatography using epitope-specific immunogen.
Dilution	Immunohistochemistry: 1/100 - 1/300. Immunofluorescence: 1/200 - 1/1000. ELISA: 1/10000. Not yet tested in other applications.
Concentration	1 mg/ml
Purity	≥90%
Storage Stability	-20°C/1 year
Synonyms	ITPR1; INSP3R1; Inositol 1; 4,5-trisphosphate receptor type 1; IP3 receptor isoform 1; IP3R 1; InsP3R1; Type 1 inositol 1,4,5-trisphosphate receptor; Type 1 InsP3 receptor
Observed Band	
Cell Pathway	Endoplasmic reticulum membrane ; Multi-pass membrane protein . Cytoplasmic vesicle, secretory vesicle membrane ; Multi-pass membrane protein . Cytoplasm, perinuclear region . Endoplasmic reticulum and secretory granules (By similarity). .
Tissue Specificity	Widely expressed.
Function	alternative products:There is a combination of three alternatively spliced domains at site SI, SIII and site SII (A and C). Experimental confirmation may be lacking for some isoforms,disease:Defects in ITPR1 are the cause of spinocerebellar ataxia type 15 (SCA15) (SCA15) [MIM:606658]. Spinocerebellar ataxia is a clinically and genetically heterogeneous group of cerebellar disorders. Patients show

	progressive incoordination of gait and often poor coordination of hands, speech and eye movements, due to degeneration of the cerebellum with variable involvement of the brainstem and spinal cord. SCA15 is an autosomal dominant cerebellar ataxia (ADCA). It is very slow progressing form with a wide range of onset, ranging from childhood to adult. Most patients remain ambulatory.,domain:The receptor contains a calcium channel in its C-terminal extremity. Its large N-terminal cytoplasmic region has
Background	This gene encodes an intracellular receptor for inositol 1,4,5-trisphosphate. Upon stimulation by inositol 1,4,5-trisphosphate, this receptor mediates calcium release from the endoplasmic reticulum. Mutations in this gene cause spinocerebellar ataxia type 15, a disease associated with an heterogeneous group of cerebellar disorders. Multiple transcript variants have been identified for this gene. [provided by RefSeq, Nov 2009],
matters needing attention	Avoid repeated freezing and thawing!
Usage suggestions	This product can be used in immunological reaction related experiments. For more information, please consult technical personnel.

Products Images

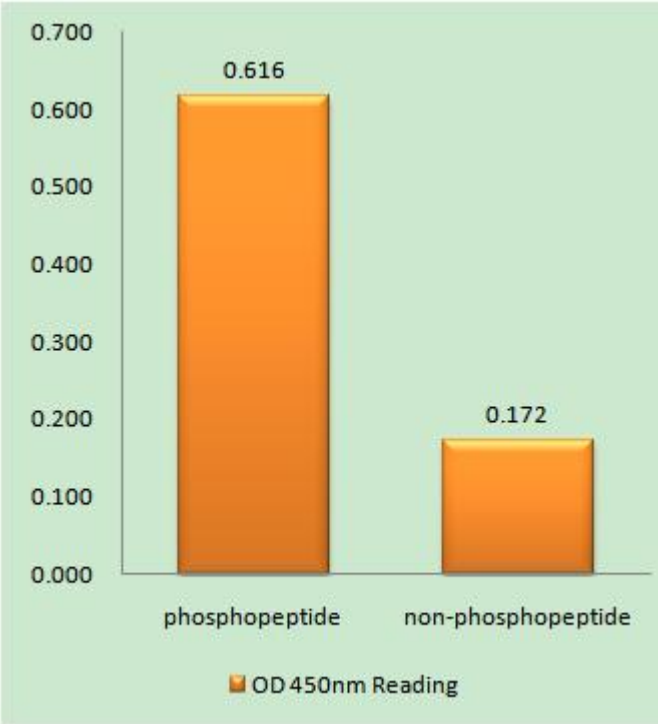

Enzyme-Linked Immunosorbent Assay (Phospho-ELISA) for Immunogen Phosphopeptide (Phospho-left) and Non-Phosphopeptide (Phospho-right), using Inositol 1,4,5-trisphosphate R1 (Phospho-Ser1598/1588) Antibody



Immunofluorescence analysis of A549 cells, using Inositol 1, 4, 5-trisphosphate R1 (Phospho-Ser1598/1588) Antibody. The picture on the right is blocked with the phospho peptide.

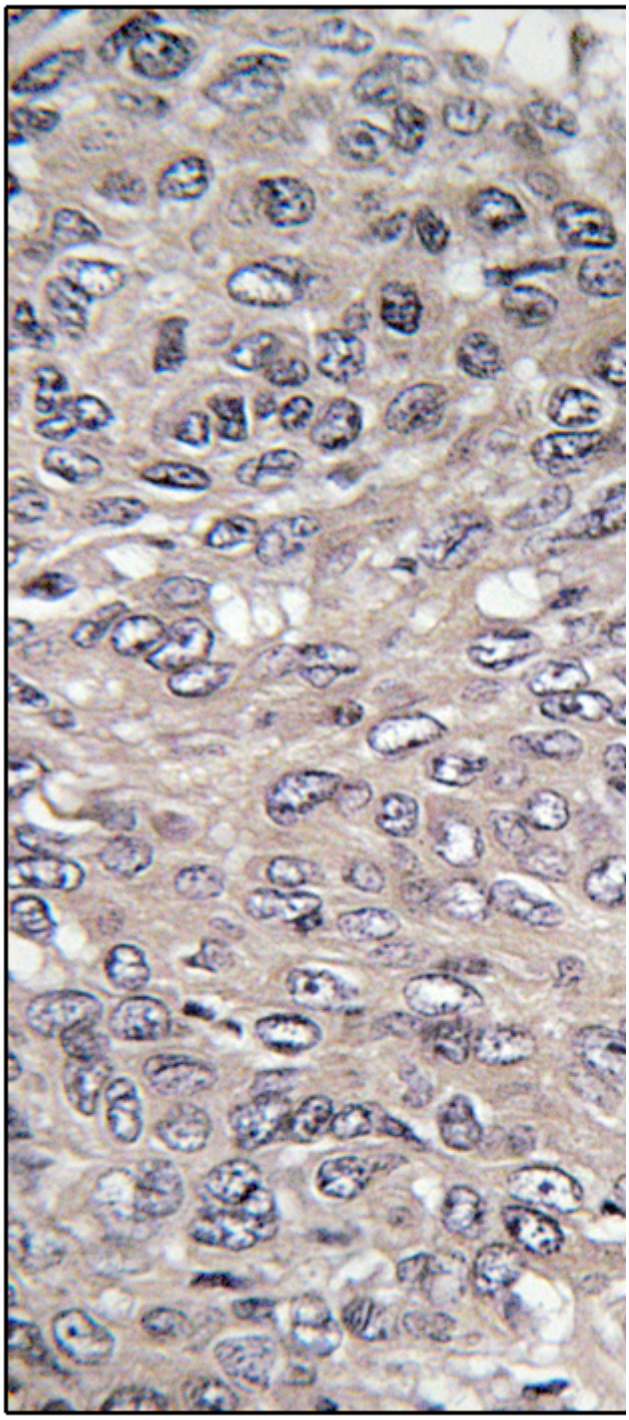

Immunohistochemistry analysis of paraffin-embedded human cervix carcinoma, using Inositol 1, 4, 5-trisphosphate R1 (Phospho-Ser1598/1588) Antibody. The picture on the right is blocked with the phospho peptide.