Gα olf Polyclonal Antibody

Catalog No	BYab-31789
Isotype	IgG
Reactivity	Human;Mouse;Rat
Applications	WB;IHC;IF;ELISA
Gene Name	GNAL
Protein Name	Guanine nucleotide-binding protein G(olf) subunit alpha
Immunogen	The antiserum was produced against synthesized peptide derived from human GNAL. AA range:41-90
Specificity	Gα olf Polyclonal Antibody detects endogenous levels of Gα olf protein.
Formulation	Liquid in PBS containing 50% glycerol, 0.5% BSA and 0.02% sodium azide.
Source	Polyclonal, Rabbit,IgG
Purification	The antibody was affinity-purified from rabbit antiserum by affinity-chromatography using epitope-specific immunogen.
Dilution	WB: 1/500 - 1/2000. IHC: 1/100 - 1/300. ELISA: 1/20000.. IF 1:50-200
Concentration	1 mg/ml
Purity	≥90%
Storage Stability	-20°C/1 year
Synonyms	GNAL; Guanine nucleotide-binding protein G(olf) subunit alpha; Adenylate cyclase-stimulating G alpha protein; olfactory type
Observed Band	40kD
Cell Pathway	plasma membrane,extracellular exosome,
Tissue Specificity	Detected in olfactory neuroepithelium, brain, testis, and to a lower extent in retina, lung alveoli, spleen. Trace amounts where seen in kidney, adrenal gland and liver. Found to be expressed in all the insulinomas examined.
Function	function:Guanine nucleotide-binding proteins (G proteins) are involved as modulators or transducers in various transmembrane signaling systems. G(olf) alpha mediates signal transduction within the olfactory neuroepithelium and the basal ganglia. May be involved in some aspect of visual transduction, and in mediating the effect of one or more hormones/neurotransmitters.,similarity:Belongs to the G-alpha family. G(s) subfamily.,subunit:G proteins are composed of 3 units; alpha, beta and gamma. The alpha chain contains the guanine nucleotide binding site.,tissue specificity:Detected in olfactory neuroepithelium, brain, testis, and to a lower

	extent in retina, lung alveoli, spleen. Trace amounts where seen in kidney, adrenal gland and liver. Found to be expressed in all the insulinomas examined.,
Background	G protein subunit alpha L(GNAL) Homo sapiens This gene encodes a stimulatory G protein alpha subunit which mediates odorant signaling in the olfactory epithelium. This protein couples dopamine type 1 receptors and adenosine A2A receptors and is widely expressed in the central nervous system. Mutations in this gene have been associated with dystonia 25 and this gene is located in a susceptibility region for bipolar disorder and schizophrenia. Alternative splicing results in multiple transcript variants. [provided by RefSeq, Dec 2013],
matters needing attention	Avoid repeated freezing and thawing!
Usage suggestions	This product can be used in immunological reaction related experiments. For more information, please consult technical personnel.

Products Images

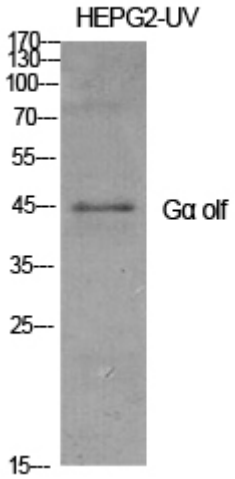

Western Blot analysis of various cells using Gα olf Polyclonal Antibody diluted at 1:1000



Western Blot analysis of HEPG2-UV cells using Gα olf Polyclonal Antibody diluted at 1:1000

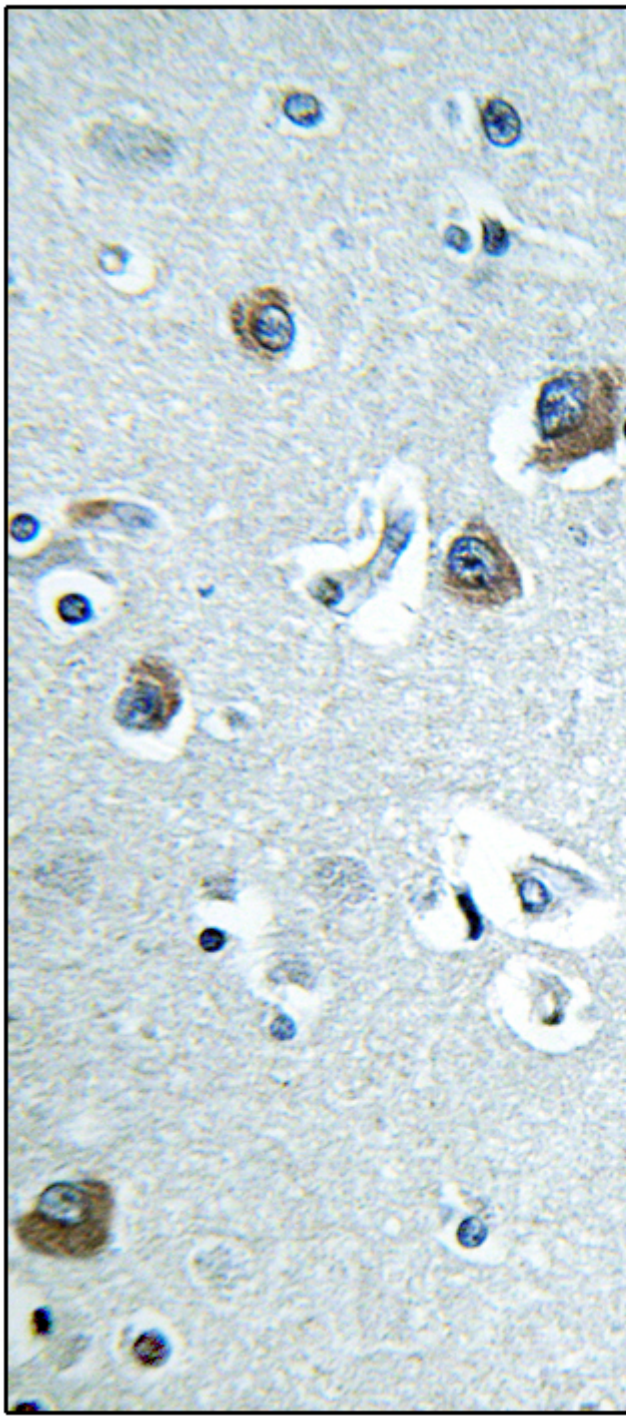

Immunohistochemistry analysis of paraffin-embedded human brain tissue, using GNAL Antibody. The picture on the right is blocked with the synthesized peptide.

Western blot analysis of lysates from LOVO cells, using GNAL Antibody. The lane on the right is blocked with the synthesized peptide.