ADM Polyclonal Antibody

Catalog No	BYab-31624
Isotype	IgG
Reactivity	Human;Rat
Applications	WB;IHC;IF;ELISA
Gene Name	ADM
Protein Name	ADM
Immunogen	The antiserum was produced against synthesized peptide derived from the Internal region of human ADM. AA range:101-150
Specificity	ADM Polyclonal Antibody detects endogenous levels of ADM protein.
Formulation	Liquid in PBS containing 50% glycerol, 0.5% BSA and 0.02% sodium azide.
Source	Polyclonal, Rabbit,IgG
Purification	The antibody was affinity-purified from rabbit antiserum by affinity-chromatography using epitope-specific immunogen.
Dilution	WB: 1/500 - 1/2000. IHC-p: 1:100-300 ELISA: 1/20000.. IF 1:50-200
Concentration	1 mg/ml
Purity	≥90%
Storage Stability	-20°C/1 year
Synonyms	ADM; AM; ADM
Observed Band	20kD
Cell Pathway	Secreted.
Tissue Specificity	Highest levels found in pheochromocytoma and adrenal medulla. Also found in lung, ventricle and kidney tissues.
Function	function:AM and PAMP are potent hypotensive and vasodilatator agents. Numerous actions have been reported most related to the physiologic control of fluid and electrolyte homeostasis. In the kidney, am is diuretic and natriuretic, and both am and pamp inhibit aldosterone secretion by direct adrenal actions. In pituitary gland, both peptides at physiologically relevant doses inhibit basal ACTH secretion. Both peptides appear to act in brain and pituitary gland to facilitate the loss of plasma volume, actions which complement their hypotensive effects in blood vessels.,similarity:Belongs to the adrenomedullin family.,tissue specificity:Highest levels found in pheochromocytoma and adrenal medulla. Also found in lung, ventricle and kidney tissues.,

Background	The protein encoded by this gene is a preprohormone which is cleaved to form two biologically active peptides, adrenomedullin and proadrenomedullin N-terminal 20 peptide. Adrenomedullin is a 52 aa peptide with several functions, including vasodilation, regulation of hormone secretion, promotion of angiogenesis, and antimicrobial activity. The antimicrobial activity is antibacterial, as the peptide has been shown to kill E. coli and S. aureus at low concentration. [provided by RefSeq, Aug 2014],
matters needing attention	Avoid repeated freezing and thawing!
Usage suggestions	This product can be used in immunological reaction related experiments. For more information, please consult technical personnel.

Products Images

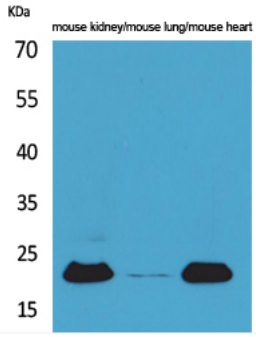

Western Blot analysis of mouse kidney, mouse lung, mouse heart cells using ADM Polyclonal Antibody. Secondary antibody(catalog#:RS0002) was diluted at 1:20000

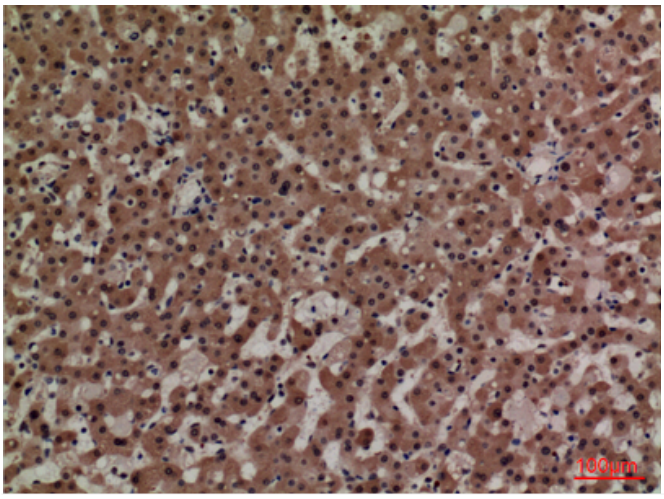

Immunohistochemical analysis of paraffin-embedded human-liver, antibody was diluted at 1:100

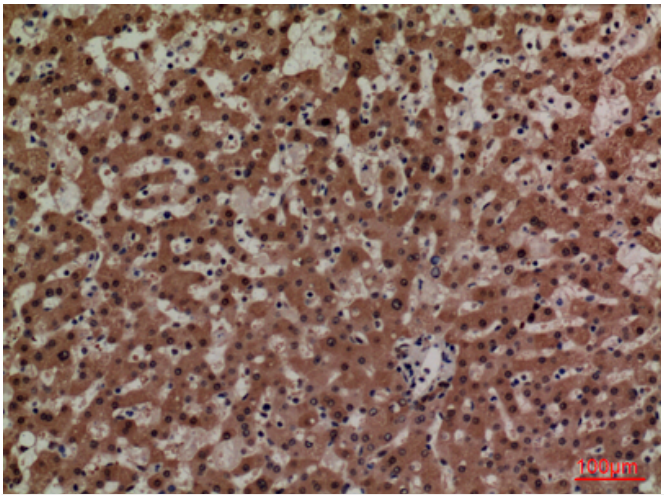

Immunohistochemical analysis of paraffin-embedded human-liver, antibody was diluted at 1:100

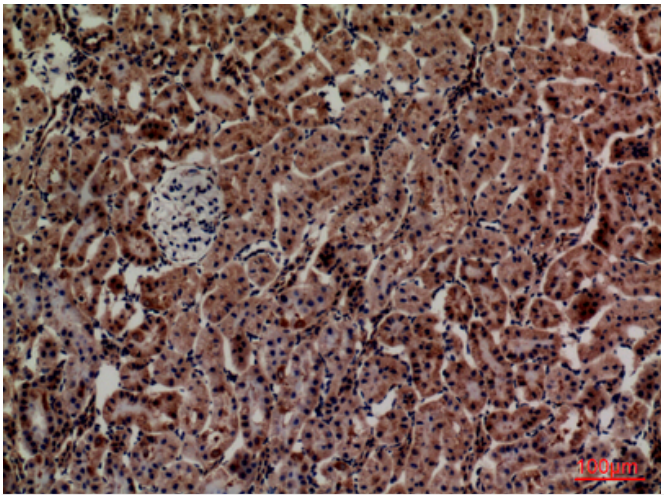

Immunohistochemical analysis of paraffin-embedded rat-kidney, antibody was diluted at 1:100

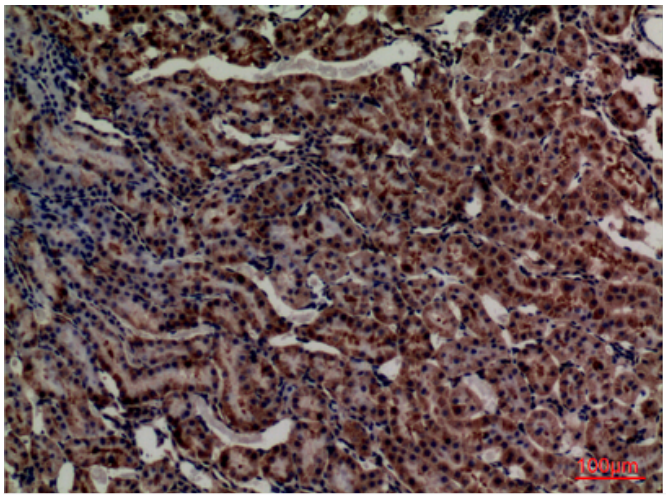

Immunohistochemical analysis of paraffin-embedded rat-kidney, antibody was diluted at 1:100