BMP-2 Polyclonal Antibody

Catalog No	BYab-31495
Isotype	IgG
Reactivity	Human;Mouse;Rat
Applications	IF;WB;IHC;ELISA
Gene Name	BMP2
Protein Name	Bone morphogenetic protein 2
Immunogen	The antiserum was produced against synthesized peptide derived from human BMP-2. AA range:226-275
Specificity	BMP-2 Polyclonal Antibody detects endogenous levels of BMP-2 protein.
Formulation	Liquid in PBS containing 50% glycerol, 0.5% BSA and 0.02% sodium azide.
Source	Polyclonal, Rabbit,IgG
Purification	The antibody was affinity-purified from rabbit antiserum by affinity-chromatography using epitope-specific immunogen.
Dilution	IF: 1:50-200 Western Blot: 1/500 - 1/2000. IHC-p: 1:100-1:300. ELISA: 1/10000. Not yet tested in other applications.
Concentration	1 mg/ml
Purity	≥90%
Storage Stability	-20°C/1 year
Synonyms	BMP2; BMP2A; Bone morphogenetic protein 2; BMP-2; Bone morphogenetic protein 2A; BMP-2A
Observed Band	60kD
Cell Pathway	Secreted.
Tissue Specificity	Particularly abundant in lung, spleen and colon and in low but significant levels in heart, brain, placenta, liver, skeletal muscle, kidney, pancreas, prostate, ovary and small intestine.
Function	function:Induces cartilage and bone formation.,online information:Bone morphogenetic protein 2 entry,similarity:Belongs to the TGF-beta family.,subunit:Homodimer; disulfide-linked. Interacts with GREM2 (By similarity) and SOSTDC1.,tissue specificity:Particularly abundant in lung, spleen and colon and in low but significant levels in heart, brain, placenta, liver, skeletal muscle, kidney, pancreas, prostate, ovary and small intestine.,
Background	This gene encodes a secreted ligand of the TGF-beta (transforming growth factor-beta) superfamily of proteins. Ligands of this family bind various TGF-beta

	receptors leading to recruitment and activation of SMAD family transcription factors that regulate gene expression. The encoded preproprotein is proteolytically processed to generate each subunit of the disulfide-linked homodimer, which plays a role in bone and cartilage development. Duplication of a regulatory region downstream of this gene causes a form of brachydactyly characterized by a malformed index finger and second toe in human patients. [provided by RefSeq, Jul 2016],
matters needing attention	Avoid repeated freezing and thawing!
Usage suggestions	This product can be used in immunological reaction related experiments. For more information, please consult technical personnel.

Products Images

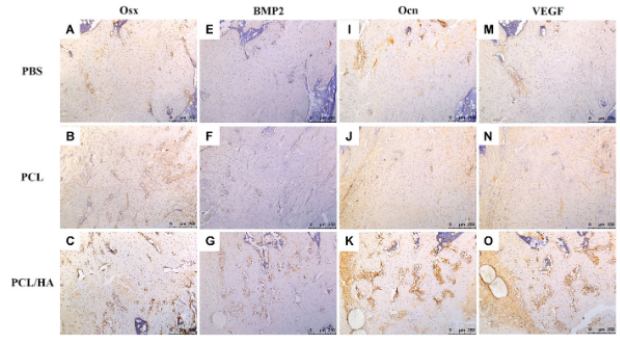

Wen, Gen, et al. "Functionalized polycaprolactone/hydroxyapatite composite microspheres for promoting bone consolidation in a rat distraction osteogenesis model." Journal of Orthopaedic Research® 38.5 (2020): 961-971.

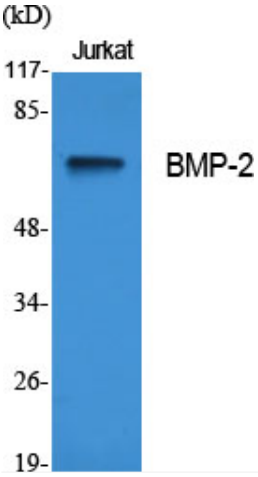

Western Blot analysis of various cells using BMP-2 Polyclonal Antibody diluted at 1:500



Western Blot analysis of HuvEc cells using BMP-2 Polyclonal Antibody diluted at 1:500

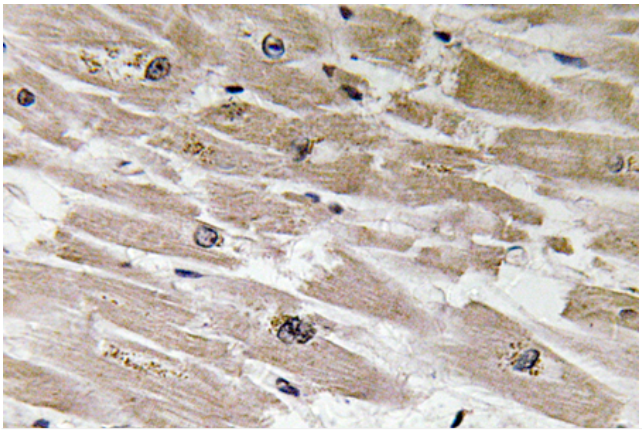

Immunohistochemistry of paraffin-embedded human heart tissue using antibody at dilution 1:100

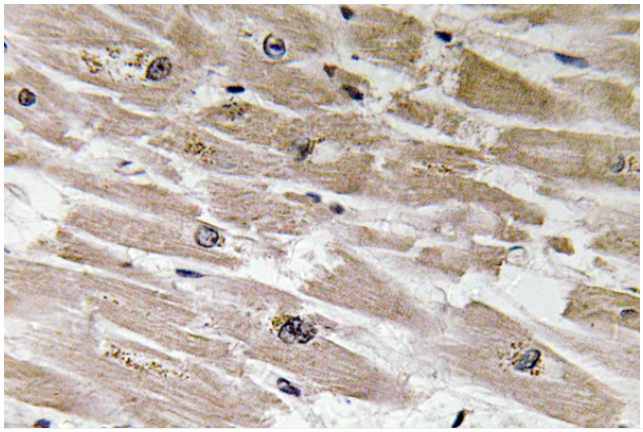

Immunohistochemistry analysis of BMP-2 antibody in paraffin-embedded human heart tissue.