Desmin (ABT168) Mouse mAb

Catalog No	BYab-31331
Isotype	IgG
Reactivity	Human;Mouse;Rat
Applications	IHC;WB;
Gene Name	DES
Protein Name	CMD1I;CSM1;CSM2;DES;DESM_HUMAN;Desmin;FLJ12025;FLJ39719;FLJ41013;FLJ41793;Intermediate filament protein;OTTHUMP00000064865
Immunogen	Synthesized peptide derived from human Desmin
Specificity	The antibody can specifically recognize human Desmin protein.
Formulation	PBS, pH7.2, 0.03% Porcolin 300, containing stabilizing protein
Source	Monoclonal Mouse IgG2b, Kappa
Purification	The antibody was affinity-purified from mouse ascites by affinity-chromatography using specific immunogen.
Dilution	IHC-p 1:200-400, WB 1:200-1000,
Concentration	1 mg/ml
Purity	≥90%
Storage Stability	-20°C/1 year
Synonyms	CMD1I;CSM1;CSM2;DES;DESM_HUMAN;Desmin;FLJ12025;FLJ39719;FLJ41013;FLJ41793;Intermediate filament protein;OTTHUMP00000064865
Observed Band	
Cell Pathway	Cytoplasmic
Tissue Specificity	Appendix/ Colon
Function	disease:Defects in DES are the cause of cardiomyopathy dilated type 1I (CMD1I) [MIM:604765]. Dilated cardiomyopathy is a disorder characterized by ventricular dilation and impaired systolic function, resulting in congestive heart failure and arrhythmia. Patients are at risk of premature death.,disease:Defects in DES are the cause of desmin-related cardio-skeletal myopathy (CSM) [MIM:601419]; also known as desmin-related myopathy (DRM). CSM is characterized by skeletal muscle weakness associated with cardiac conduction blocks, arrhythmias, restrictive heart failure, and by intracytoplasmic accumulation of desmin-reactive deposits in cardiac and skeletal muscle cells. A desmin-related myopathy can have a distal onset, it is then known as hereditary distal myopathy (HDM).,disease:Defects in DES are the cause of neurogenic scapuloperoneal

	syndrome Kaeser type (Kaeser syndrome) [MIM:181400].
Background	This gene encodes a muscle-specific class III intermediate filament. Homopolymers of this protein form a stable intracytoplasmic filamentous network connecting myofibrils to each other and to the plasma membrane. Mutations in this gene are associated with desmin-related myopathy, a familial cardiac and skeletal myopathy (CSM), and with distal myopathies. [provided by RefSeq, Jul 2008],
matters needing attention	Avoid repeated freezing and thawing!
Usage suggestions	This product can be used in immunological reaction related experiments. For more information, please consult technical personnel.

Products Images

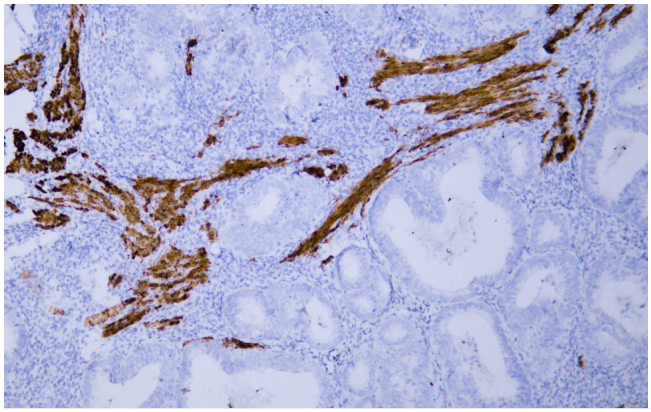

Human endometrial adenocarcinoma tissue was stained with Anti-Desmin (ABT168) Antibody

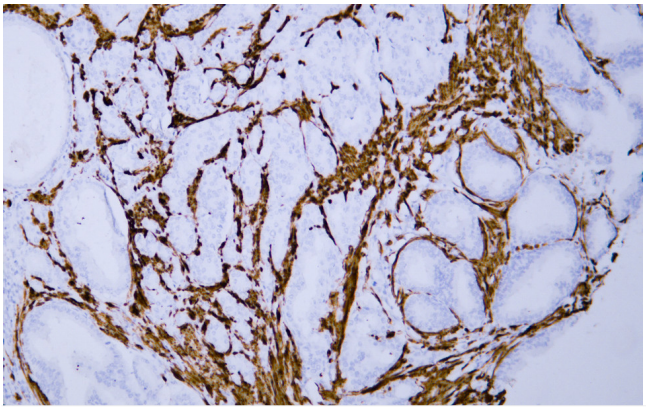

Human prostatic adenocarcinoma tissue was stained with Anti-Desmin (ABT168) Antibody

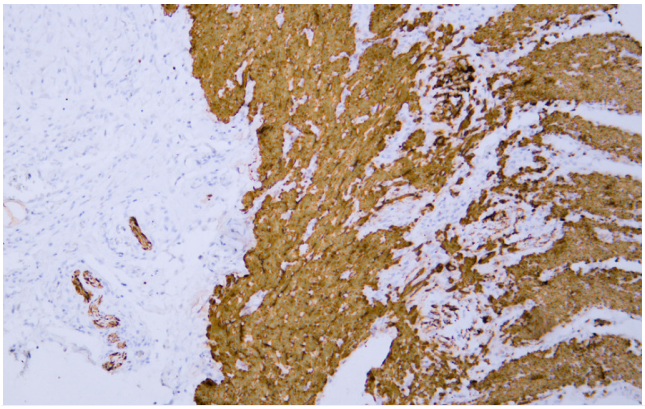

Human smooth muscle tissue was stained with Anti-Desmin (ABT168) Antibody

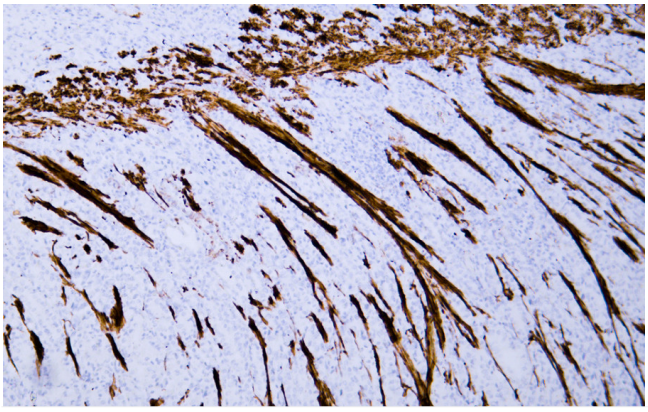

Human stomach tissue was stained with Anti-Desmin (ABT168) Antibody

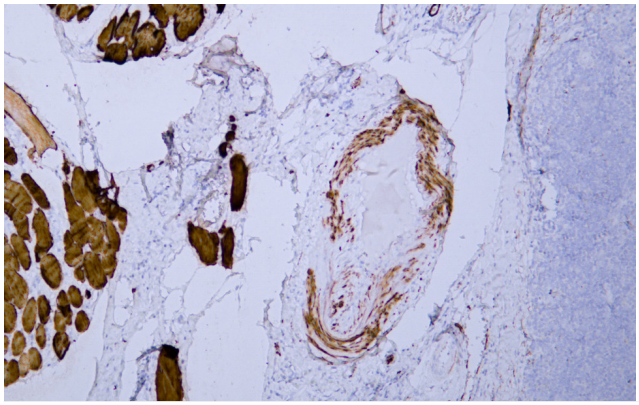

Human tonsil tissue was stained with Anti-Desmin (ABT168) Antibody