Haptoglobin Polyclonal Antibody

Catalog No	BYab-20678
Isotype	IgG
Reactivity	Human;Rat;Mouse;
Applications	IHC;IF;ELISA
Gene Name	HP
Protein Name	Haptoglobin (Zonulin) [Cleaved into: Haptoglobin alpha chain; Haptoglobin beta chain]
Immunogen	Synthetic peptide from human protein at AA range: 300-360
Specificity	The antibody detects endogenous Haptoglobin
Formulation	Liquid in PBS containing 50% glycerol, 0.5% BSA and 0.02% sodium azide.
Source	Polyclonal, Rabbit,IgG
Purification	The antibody was affinity-purified from rabbit antiserum by affinity-chromatography using epitope-specific immunogen.
Dilution	IHC-p 1:50-200, ELISA 1:10000-20000. IF 1:50-200
Concentration	1 mg/ml
Purity	≥90%
Storage Stability	-20°C/1 year
Synonyms	Haptoglobin (Zonulin) [Cleaved into: Haptoglobin alpha chain; Haptoglobin beta chain]
Observed Band	
Cell Pathway	Secreted.
Tissue Specificity	Expressed by the liver and secreted in plasma.
Function	caution:Although homologous to serine proteases, it has lost all essential catalytic residues and has no enzymatic activity.,function:Haptoglobin combines with free plasma hemoglobin, preventing loss of iron through the kidneys and protecting the kidneys from damage by hemoglobin, while making the hemoglobin accessible to degradative enzymes.,online information:Haptoglobin entry,online information:The Singapore human mutation and polymorphism database,polymorphism:In the human populations there are two major allelic forms, alpha-1 with 83 residues and alpha-2 with 142 residues. These alleles determine the 3 major phenotypes HP*1F/HP*1S and HP*2FS. The two main alleles of HP*1 are called HP*1F (fast) and HP*1S (slow).,similarity:Belongs to the peptidase S1 family.,similarity:Contains 1 peptidase S1

	domain.,similarity:Contains 1 Sushi (CCP/SCR) domain.,similarity:Contains 2 Sushi (CCP/SCR)
Background	haptoglobin(HP) Homo sapiens This gene encodes a preproprotein, which is processed to yield both alpha and beta chains, which subsequently combine as a tetramer to produce haptoglobin. Haptoglobin functions to bind free plasma hemoglobin, which allows degradative enzymes to gain access to the hemoglobin, while at the same time preventing loss of iron through the kidneys and protecting the kidneys from damage by hemoglobin. Mutations in this gene and/or its regulatory regions cause ahaptoglobinemia or hypohaptoglobinemia. This gene has also been linked to diabetic nephropathy, the incidence of coronary artery disease in type 1 diabetes, Crohn's disease, inflammatory disease behavior, primary sclerosing cholangitis, susceptibility to idiopathic Parkinson's disease, and a reduced incidence of Plasmodium falciparum malaria. The protein encoded also exhibits antimicrobial activity against bacteria. A similar duplicated gene is located nex
matters needing attention	Avoid repeated freezing and thawing!
Usage suggestions	This product can be used in immunological reaction related experiments. For more information, please consult technical personnel.

Products Images

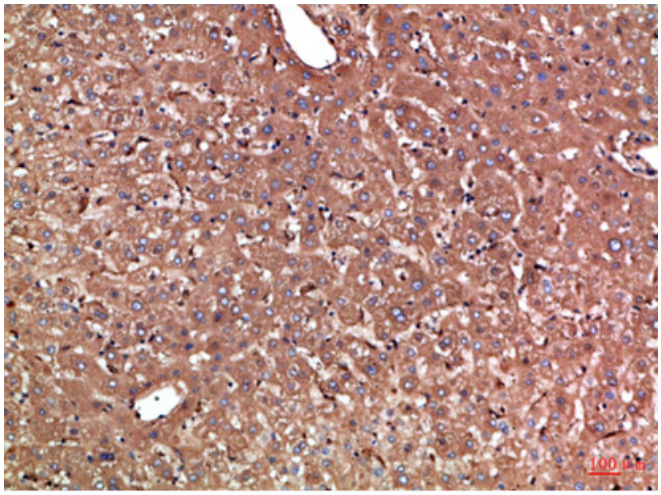

Immunohistochemical analysis of paraffin-embedded Human-liver, antibody was diluted at 1:100

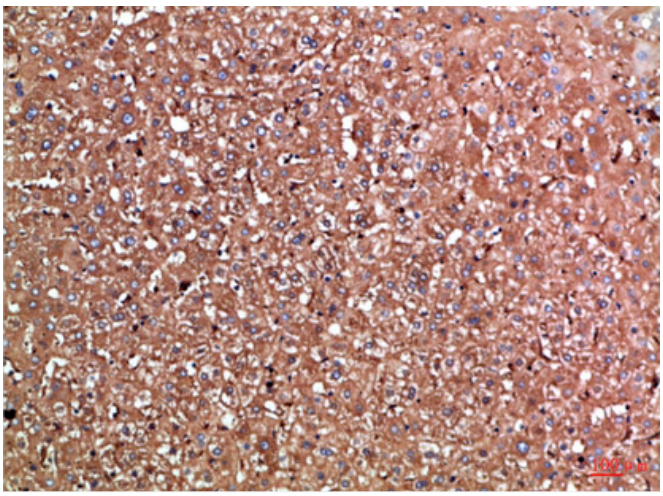

Immunohistochemical analysis of paraffin-embedded Human-liver, antibody was diluted at 1:100

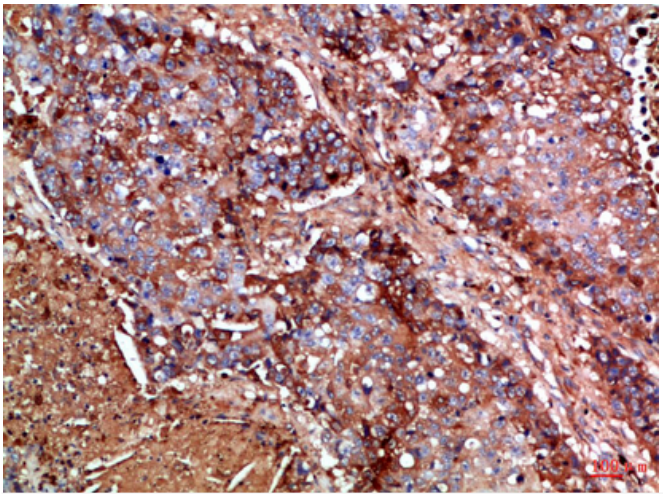

Immunohistochemical analysis of paraffin-embedded Human-lung-cancer, antibody was diluted at 1:100

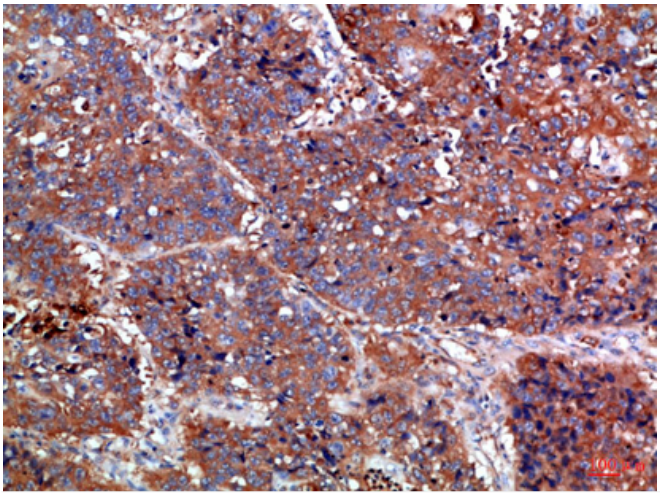

Immunohistochemical analysis of paraffin-embedded Human-lung-cancer, antibody was diluted at 1:100