NTCP Polyclonal Antibody

Catalog No	BYab-20653
Isotype	IgG
Reactivity	Human;Rat;Mouse;
Applications	WB;IHC;IF;ELISA
Gene Name	SLC10A1
Protein Name	Sodium/bile acid cotransporter
Immunogen	The antiserum was produced against synthesized peptide derived from the C-terminal region of human SLC10A1. AA range:281-330
Specificity	NTCP Polyclonal Antibody detects endogenous levels of NTCP protein.
Formulation	Liquid in PBS containing 50% glycerol, 0.5% BSA and 0.02% sodium azide.
Source	Polyclonal, Rabbit,IgG
Purification	The antibody was affinity-purified from rabbit antiserum by affinity-chromatography using epitope-specific immunogen.
Dilution	Western Blot: 1/500 - 1/2000. IHC-p: 1:100-300 ELISA: 1/20000. IF 1:100-300 Not yet tested in other applications.
Concentration	1 mg/ml
Purity	≥90%
Storage Stability	-20°C/1 year
Synonyms	SLC10A1; NTCP; GIG29; Sodium/bile acid cotransporter; Cell growth-inhibiting gene 29 protein; Na(+)/bile acid cotransporter; Na(+)/taurocholate transport protein; Sodium/taurocholate cotransporting polypeptide; Solute carrier family 10 member 1
Observed Band	38kD
Cell Pathway	Cell membrane ; Multi-pass membrane protein.
Tissue Specificity	Brain,Liver,
Function	function:The hepatic sodium/bile acid uptake system exhibits broad substrate specificity and transports various non-bile acid organic compounds as well. It is strictly dependent on the extracellular presence of sodium.,similarity:Belongs to the sodium:bile acid symporter family.,
Background	The protein encoded by this gene belongs to the sodium/bile acid cotransporter family, which are integral membrane glycoproteins that participate in the

	enterohepatic circulation of bile acids. Two homologous transporters are involved in the reabsorption of bile acids; the ileal sodium/bile acid cotransporter with an apical cell localization that absorbs bile acids from the intestinal lumen, bile duct and kidney, and the liver-specific sodium/bile acid cotransporter, represented by this protein, that is found in the basolateral membranes of hepatocytes. Bile acids are the catabolic product of cholesterol metabolism, hence this protein is important for cholesterol homeostasis. [provided by RefSeq, Oct 2011],
matters needing attention	Avoid repeated freezing and thawing!
Usage suggestions	This product can be used in immunological reaction related experiments. For more information, please consult technical personnel.

Products Images

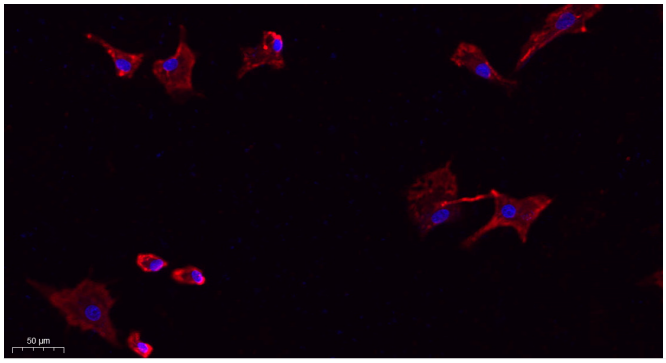

Immunofluorescence analysis of A549. 1,primary Antibody(red) was diluted at 1:200(4°C overnight). 2, Goat Anti Rabbit IgG (H&L) - Alexa Fluor 594 Secondary antibody was diluted at 1:1000(room temperature, 50min).3, Picture B: DAPI(blue) 10min.



Western Blot analysis of A549 cells using NTCP Polyclonal Antibody. Secondary antibody(catalog#:RS0002) was diluted at 1:20000

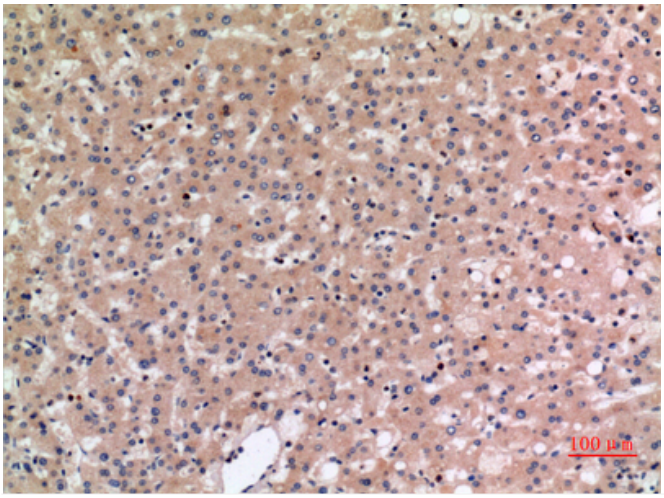

Immunohistochemical analysis of paraffin-embedded human-liver, antibody was diluted at 1:100

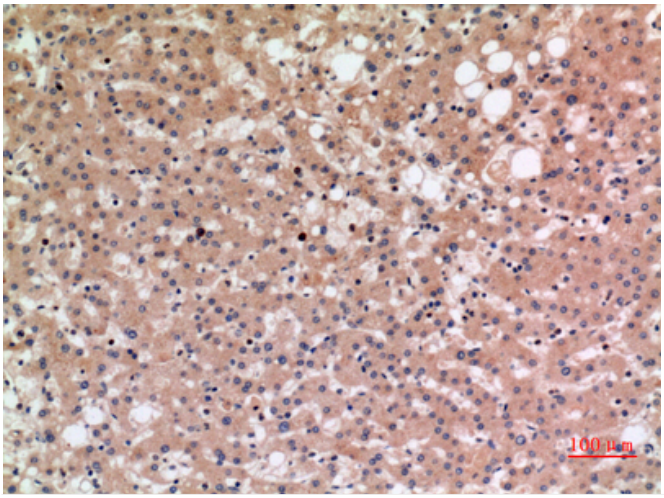

Immunohistochemical analysis of paraffin-embedded human-liver, antibody was diluted at 1:100

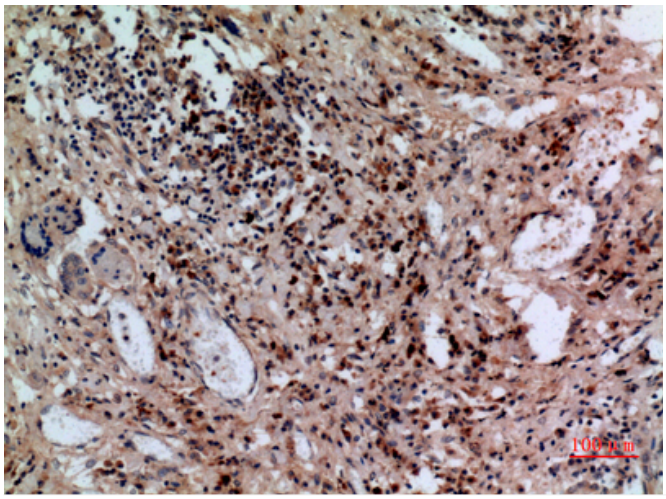

Immunohistochemical analysis of paraffin-embedded human-lung, antibody was diluted at 1:100