



ABCA8 Polyclonal Antibody

Catalog No	BYab-00650
Isotype	IgG
Reactivity	Human;Mouse
Applications	WB;ELISA
Gene Name	ABCA8
Protein Name	ATP-binding cassette sub-family A member 8
Immunogen	The antiserum was produced against synthesized peptide derived from human ABCA8. AA range:1151-1200
Specificity	ABCA8 Polyclonal Antibody detects endogenous levels of ABCA8 protein.
Formulation	Liquid in PBS containing 50% glycerol, 0.5% BSA and 0.02% sodium azide.
Source	Polyclonal, Rabbit,IgG
Purification	The antibody was affinity-purified from rabbit antiserum by affinity-chromatography using epitope-specific immunogen.
Dilution	Western Blot: 1/500 - 1/2000. ELISA: 1/40000. Not yet tested in other applications.
Concentration	1 mg/ml
Purity	≥90%
Storage Stability	-20°C/1 year
Synonyms	ABCA8; KIAA0822; ATP-binding cassette sub-family A member 8
Observed Band	179kD
Cell Pathway	Cell membrane ; Multi-pass membrane protein . Basolateral cell membrane . Predominantly expressed on the sinusoidal plasma membrane. .
Tissue Specificity	Widely expressed with higher expression in heart, skeletal muscle and liver (PubMed:12379217, PubMed:28882873, PubMed:29300488). Highly expressed in the superior frontal white matter and inferior temporal white matter (PubMed:12379217).
Function	function:ATP-dependent lipophilic drug transporter.,similarity:Belongs to the ABC transporter family. ABCA subfamily.,similarity:Contains 2 ABC transporter domains.,tissue specificity:Widely expressed with higher expression in heart, skeletal muscle and liver.,
Background	The membrane-associated protein encoded by this gene is a member of the superfamily of ATP-binding cassette (ABC) transporters. ABC proteins transport various molecules across extra- and intracellular membranes. ABC genes are divided into seven distinct subfamilies (ABC1, MDR/TAP, MRP, ALD, OABP,

Nanjing BYabscience technology Co.,Ltd



GCN20, White). This protein is a member of the ABC1 subfamily. Members of the ABC1 subfamily comprise the only major ABC subfamily found exclusively in multicellular eukaryotes. The encoded protein may regulate lipid metabolism and be involved in the formation and maintenance of myelin. Alternative splicing results in multiple transcript variants. [provided by RefSeq, Jan 2014],

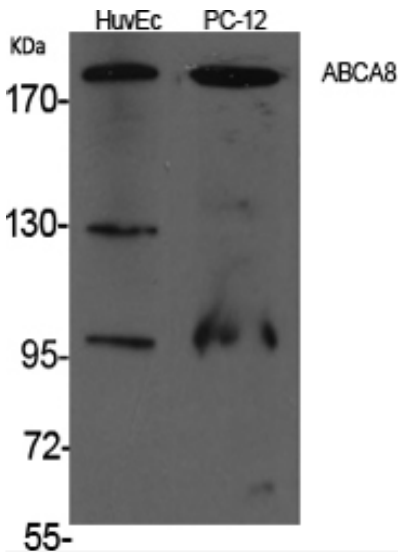
matters needing attention

Avoid repeated freezing and thawing!


Usage suggestions

This product can be used in immunological reaction related experiments. For more information, please consult technical personnel.

Products Images

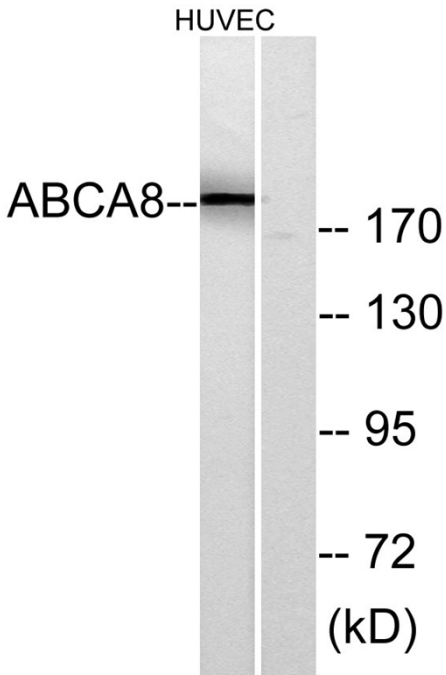


Western Blot analysis of various cells using ABCA8 Polyclonal Antibody



Western Blot analysis of HuvEc cells using ABCA8 Polyclonal Antibody

Nanjing BYabscience technology Co.,Ltd



Western blot analysis of lysates from HUVEC cells, using ABCA8 Antibody. The lane on the right is blocked with the synthesized peptide.