



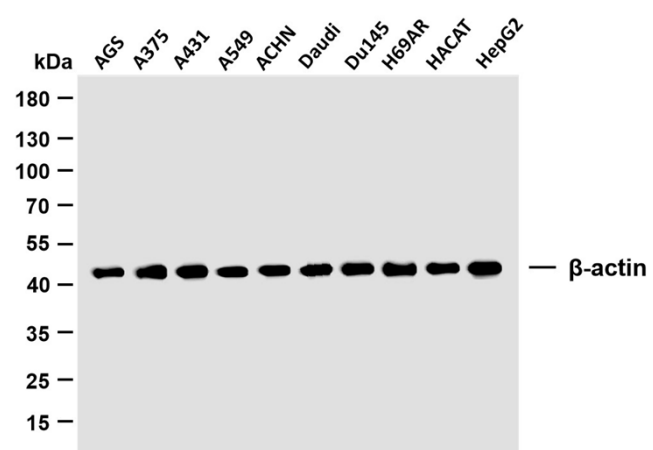
β-actin (PTR2364) mouse mAb

货号	BYab-17931
同位型	IgG
应用	IF;WB;ELISA
种属	Human;Rat;Mouse;Mk;Dg;Ch;Hamster;Rabbit;
靶点	Actin β
简介	>>Rap1 signaling pathway;>>Phagosome;>>Apoptosis;>>Hippo signaling pathway;>>Focal adhesion;>>Adherens junction;>>Tight junction;>>Platelet activation;>>Neutrophil extracellular trap formation;>>Leukocyte transendothelial migration;>>Thermogenesis;>>Regulation of actin cytoskeleton;>>Thyroid hormone signaling pathway;>>Oxytocin signaling pathway;>>Gastric acid secretion;>>Amyotrophic lateral sclerosis;>>Bacterial invasion of epithelial cells;>>Vibrio cholerae infection;>>Pathogenic Escherichia coli infection;>>Shigellosis;>>Salmonella infection;>>Yersinia infection;>>Influenza A;>>Proteoglycans in cancer;>>Hepatocellular carcinoma;>>Hypertrophic cardiomyopathy;>>Arrhythmogenic right ventricular cardiomyopathy;>>Dilated cardiomyopathy;>>Viral myocarditis;>>Fluid shear stress and atherosclerosis
基因名称	ACTB
蛋白名称	Actin cytoplasmic 1
免疫原	Synthetic Peptide of β-actin
特异性	The antibody detects endogenous β-actin protein.
组成	PBS, pH 7.4, containing 0.5%BSA, 0.02% sodium azide as Preservative and 50% Glycerol.
来源	Monoclonal, Mouse
稀释	IF 1:50-200 WB 1:5000-20000
纯化工艺	The antibody was affinity-purified from mouse ascites by affinity-chromatography using specific immunogen.
其他名称	ACTB;Actin; cytoplasmic 1;Beta-actin;Actin β;β-Actin;Beta actin
实测条带	43kD
背景	This gene encodes one of six different actin proteins. Actins are highly conserved proteins that are involved in cell motility, structure, and integrity. This actin is a major constituent of the contractile apparatus and one of the two nonmuscle cytoskeletal actins. [provided by RefSeq, Jul 2008],

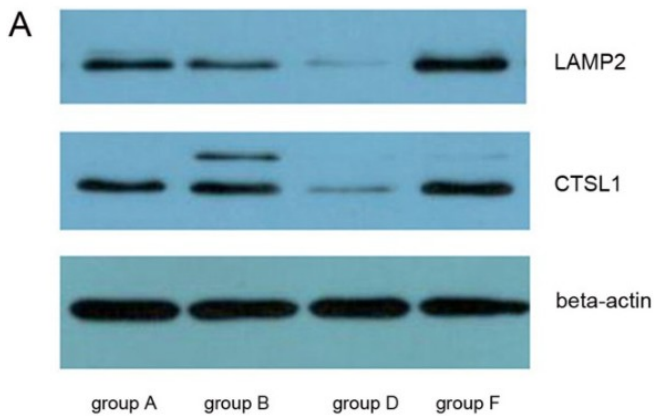
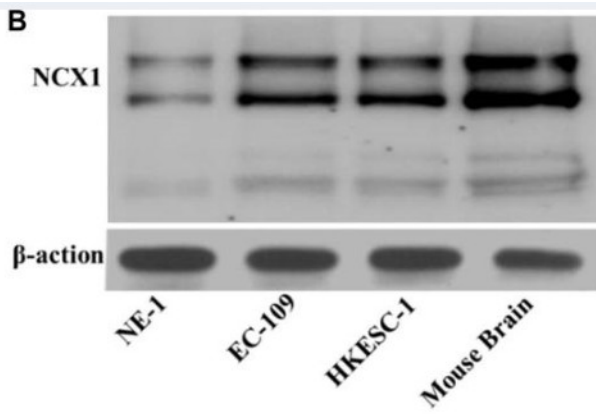
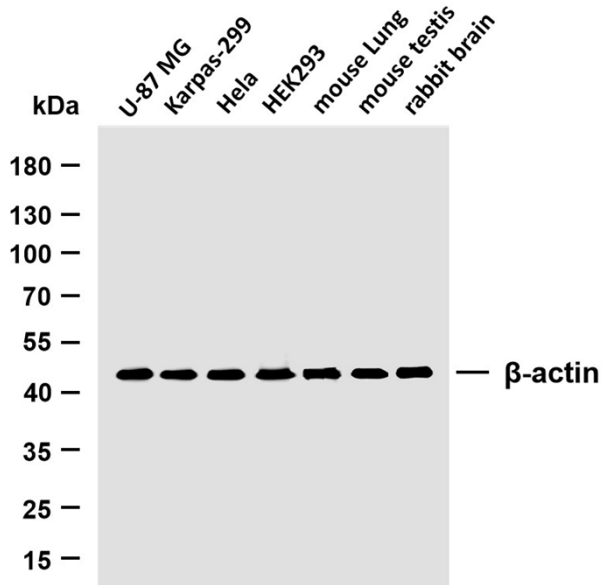
Nanjing BYabscience technology Co.,Ltd

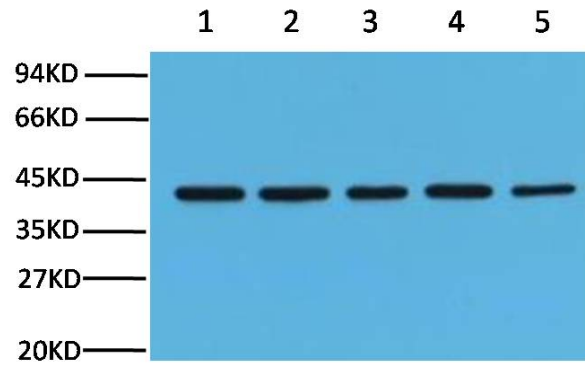
功能	disease:Defects in ACTB are a cause of dystonia juvenile-onset (DYTJ) [MIM:607371]. DYTJ is a form of dystonia with juvenile onset. Dystonia is defined by the presence of sustained involuntary muscle contraction, often leading to abnormal postures. DYTJ patients manifest progressive, generalized, dopa-unresponsive dystonia, developmental malformations and sensory hearing loss.,function:Actins are highly conserved proteins that are involved in various types of cell motility and are ubiquitously expressed in all eukaryotic cells.,miscellaneous:In vertebrates 3 main groups of actin isoforms, alpha, beta and gamma have been identified. The alpha actins are found in muscle tissues and are a major constituent of the contractile apparatus. The beta and gamma actins coexist in most cell types as components of the cytoskeleton and as mediators of internal cell motility.,similarity:Belongs to the
细胞定位	Cytoplasm, cytoskeleton . Nucleus . Localized in cytoplasmic mRNP granules containing untranslated mRNAs. .
组织表达	B-cell lymphoma,Brain,Cajal-Retzius cell,Eye,Fetal brain cortex,Foreskin,Hepatocellular car
浓度	1 mg/ml
储存	-15℃ to -25℃/1 year(Do not lower than -25℃)
有关注意事项	Avoid repeated freezing and thawing!
使用建议	This product can be used in immunological reaction related experiments. For more information, please consult technical personnel.

Products Images



Nanjing BYabs science technology Co.,Ltd





Nanjing BYabs science technology Co.,Ltd

网址: www.njbybio.com

官方热线: 025-5229-8998

监督电话: 15950492658