



CDX2 mouse mAb

Catalog No	BYab-15742
Isotype	IgG
Reactivity	Human;Monkey
Applications	WB;IP;ICC
Gene Name	cdx2
Protein Name	
Immunogen	Purified recombinant human CDX2 protein fragments expressed in E.coli.
Specificity	This antibody detects endogenous levels of CDX2 and does not cross-react with related proteins.
Formulation	Liquid in PBS containing 50% glycerol, 0.5% BSA and 0.02% sodium azide.
Source	Monoclonal, Mouse
Purification	The antibody was affinity-purified from mouse ascites by affinity-chromatography using epitope-specific immunogen.
Dilution	wb 1:1000 icc 1:100
Concentration	1 mg/ml
Purity	≥90%
Storage Stability	-20°C/1 year
Synonyms	Caudal type homeo box 2;Caudal type homeo box transcription factor 2;Caudal type homeobox 2;Caudal type homeobox protein 2;caudal type homeobox transcription factor 2; Caudal-type homeobox protein 2;CDX 2;CDX 3;CDX-3;Cdx2;CDX2_HUMAN;CDX3;Homeobox protein CDX 2;Homeobox protein CDX-2;Homeobox protein CDX2.
Observed Band	34kD
Cell Pathway	Nucleus .
Tissue Specificity	Detected in small intestine, colon and pancreas.
Function	function:Involved in the transcriptional regulation of multiple genes expressed in the intestinal epithelium. Important in broad range of functions from early differentiation to maintenance of the intestinal epithelial lining of both the small and large intestine.,PTM:Phosphorylation of Ser-60 mediates the transactivation capacity.,similarity:Belongs to the Caudal homeobox family.,similarity:Contains 1 homeobox DNA-binding domain.,

Nanjing BYabscience technology Co.,Ltd



Background

This gene is a member of the caudal-related homeobox transcription factor gene family. The encoded protein is a major regulator of intestine-specific genes involved in cell growth and differentiation. This protein also plays a role in early embryonic development of the intestinal tract. Aberrant expression of this gene is associated with intestinal inflammation and tumorigenesis. [provided by RefSeq, Jan 2012],


matters needing attention

Avoid repeated freezing and thawing!

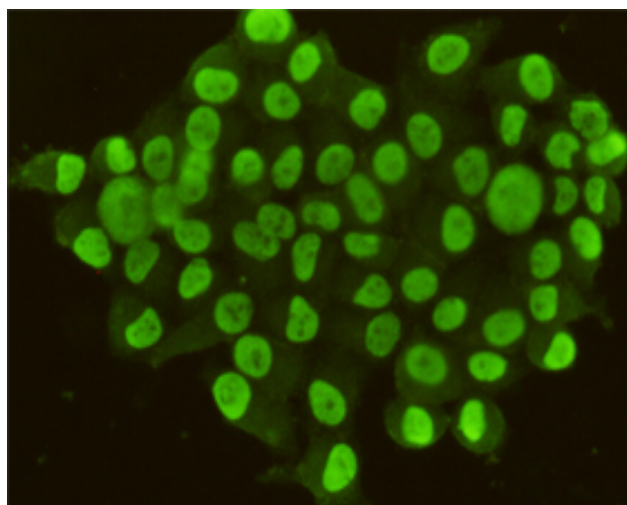
Usage suggestions

This product can be used in immunological reaction related experiments. For more information, please consult technical personnel.

Products Images



Western blot detection of CDX2 in HeLa, COS7 and K562 cell lysates using CDX2 mouse mAb (1:1000 diluted). Predicted band size: 34KDa. Observed band size: 34KDa.



Immunocytochemistry stain of HeLa using CDX2 mouse mAb (1:100).

Nanjing BYabs science technology Co., Ltd

网址: www.njbybio.com

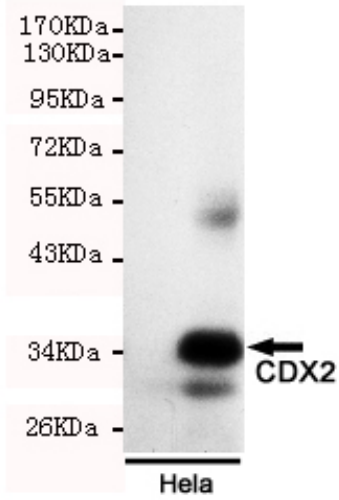
官方热线: 025-5229-8998

监督电话: 15950492658



Ctrl IgG IP: + -
CDX2 IP: - +

Immunoprecipitation analysis of Hela cell lysate using
CDX2 mouse mAb.



Nanjing BYabs science technology Co.,Ltd

网址: www.njbybio.com

官方热线: 025-5229-8998

监督电话: 15950492658