



# CD117 (C-kit) mouse mAb(ABT233)

<b>Catalog No</b>	BYab-15698
<b>Isotype</b>	IgG
<b>Reactivity</b>	Human
<b>Applications</b>	IHC;WB;IF
<b>Gene Name</b>	KIT SCFR
<b>Protein Name</b>	CD117 (C-kit)
<b>Immunogen</b>	Synthesized peptide derived from human CD117 (C-kit)
<b>Specificity</b>	The antibody can specifically recognize human CD117 protein.
<b>Formulation</b>	Liquid in PBS containing 50% glycerol, 0.5% BSA and 0.79% sodium azide.
<b>Source</b>	Mouse, Monoclonal/IgG2b, Kappa
<b>Purification</b>	The antibody was affinity-purified from mouse ascites by affinity-chromatography using specific immunogen.
<b>Dilution</b>	IHC-p 1:100-500, WB 1:200-1000, IF 1:100-500
<b>Concentration</b>	1 mg/ml
<b>Purity</b>	≥90%
<b>Storage Stability</b>	-20°C/1 year
<b>Synonyms</b>	Mast/stem cell growth factor receptor Kit (SCFR;EC 2.7.10.1;Piebald trait protein;PBT;Proto-oncogene c-Kit;Tyrosine-protein kinase Kit;p145 c-kit;v-kit Hardy-Zuckerman 4 feline sarcoma viral oncogene homolog;CD antigen CD117)
<b>Observed Band</b>	
<b>Cell Pathway</b>	[Isoform 1]: Cell membrane; Single-pass type I membrane protein.; [Isoform 2]: Cell membrane; Single-pass type I membrane protein.; [Isoform 3]: Cytoplasm . Detected in the cytoplasm of spermatozoa, especially in the equatorial and subacrosomal region of the sperm head. .
<b>Tissue Specificity</b>	[Isoform 3]: In testis, detected in spermatogonia in the basal layer and in interstitial Leydig cells but not in Sertoli cells or spermatocytes inside the seminiferous tubules (at protein level) (PubMed:20601678). Expression is maintained in ejaculated spermatozoa (at protein level) (PubMed:20601678).
<b>Function</b>	catalytic activity:ATP + a [protein]-L-tyrosine = ADP + a [protein]-L-tyrosine phosphate.;disease:Defects in KIT are a cause of gastrointestinal stromal tumor (GIST) [MIM:606764]..disease:Defects in KIT are a cause of piebaldism [MIM:172800]. Piebaldism is an autosomal dominant genetic developmental abnormality of pigmentation characterized by congenital patches of white skin and

**Nanjing BYabscience technology Co.,Ltd**



hair that lack melanocytes.,disease:Defects in KIT have been associated with testicular tumors [MIM:273300]. It includes germ cell tumor (GCT) or testicular germ cell tumor (TGCT).,function:This is the receptor for stem cell factor (mast cell growth factor). It has a tyrosine-protein kinase activity. Binding of the ligands leads to the autophosphorylation of KIT and its association with substrates such as phosphatidylinositol 3-kinase (Pi3K).,online information:CD117 entry,similarity:Belongs to the protein kinases

**Background**

This gene encodes the human homolog of the proto-oncogene c-kit. C-kit was first identified as the cellular homolog of the feline sarcoma viral oncogene v-kit. This protein is a type 3 transmembrane receptor for MGF (mast cell growth factor, also known as stem cell factor). Mutations in this gene are associated with gastrointestinal stromal tumors, mast cell disease, acute myelogenous leukemia, and piebaldism. Multiple transcript variants encoding different isoforms have been found for this gene. [provided by RefSeq, Jul 2008],

**matters needing attention**

Avoid repeated freezing and thawing!

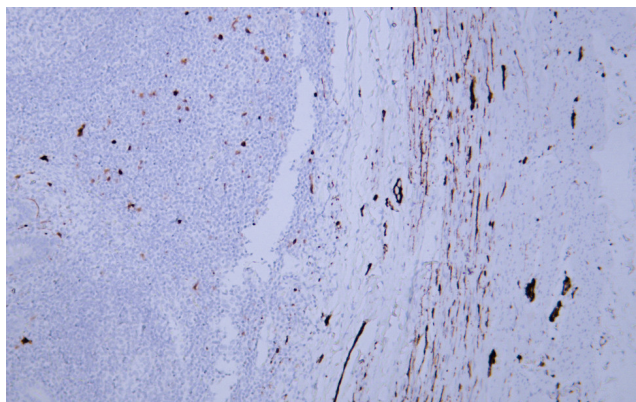
**Usage suggestions**

This product can be used in immunological reaction related experiments. For more information, please consult technical personnel.

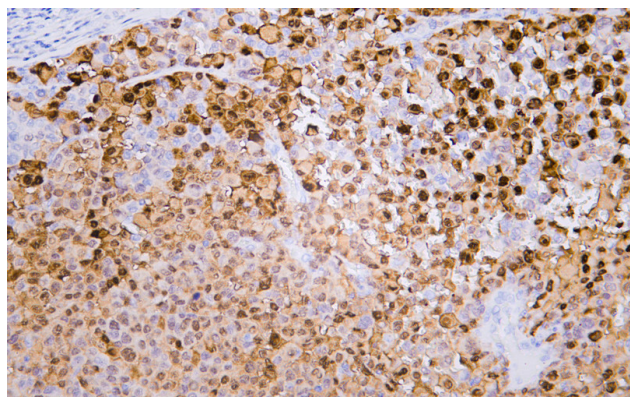
Nanjing BYabscience technology Co.,Ltd



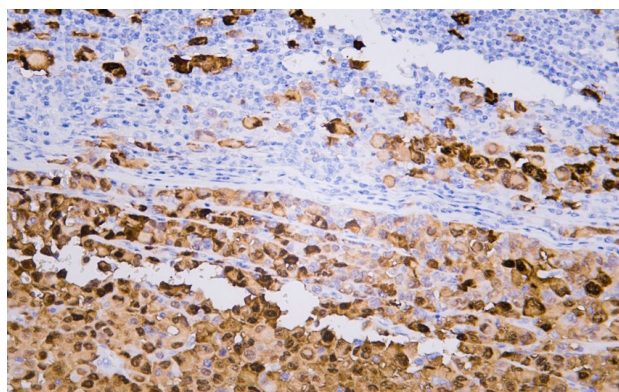
## Products Images



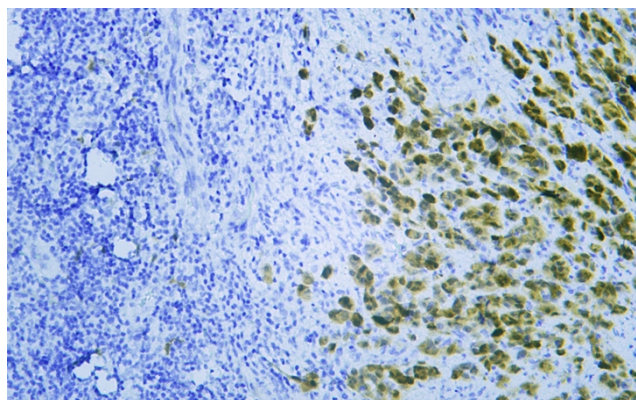
Human appendix tissue was stained with anti-CD117(ABT233) antibody.

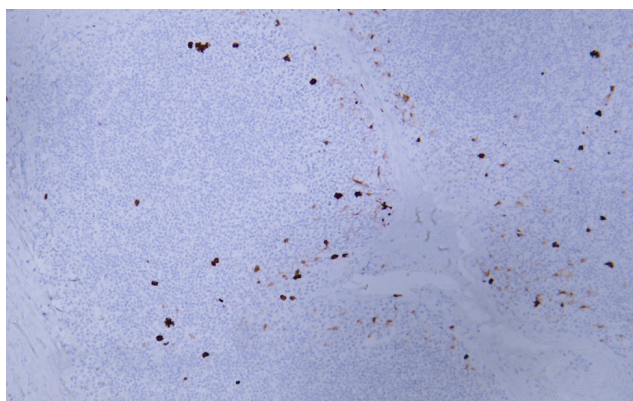


Human appendix tissue was stained with anti-CD117(ABT233) antibody.



Whole cell lysates were separated by 10% SDS-PAGE, and the membrane was blotted with anti-C-kit(ABT233)antibody. The HRP-conjugated Goat anti-Mouse IgG(H + L) antibody was used to detect the antibody. Lane 1: Saos-2 Predicted band size: 113kDa Observed band size: 150kDa





Nanjing BYabscience technology Co.,Ltd

网址: [www.njbybio.com](http://www.njbybio.com)

官方热线: 025-5229-8998

监督电话: 15950492658