



CD117 (ABT064) Mouse mAb

Catalog No	BYab-15697
Isotype	IgG
Reactivity	Human
Applications	IHC;WB;
Gene Name	KIT SCFR
Protein Name	C Kit;c-Kit;c-Kit Ligand;CD117;Kit;Kit Ligand;KIT oncogene;KIT proto oncogene receptor tyrosine kinase;KIT_HUMAN;Mast cell growth factor receptor;Mast/stem cell growth factor receptor Kit;MGF;p145 c-k
Immunogen	Synthesized peptide derived from human CD117
Specificity	The antibody can specifically recognize human CD117 protein.
Formulation	PBS, pH7.2, 0.03% Porcolin 300, containing stabilizing protein
Source	Monoclonal Mouse IgG2b, Kappa
Purification	The antibody was affinity-purified from mouse ascites by affinity-chromatography using specific immunogen.
Dilution	IHC-p 1:200-400, WB 1:200-1000,
Concentration	1 mg/ml
Purity	≥90%
Storage Stability	-20°C/1 year
Synonyms	C Kit;c-Kit;c-Kit Ligand;CD117;Kit;Kit Ligand;KIT oncogene;KIT proto oncogene receptor tyrosine kinase;KIT_HUMAN;Mast cell growth factor receptor;Mast/stem cell growth factor receptor Kit;MGF;p145 c-kit;PBT;Piebald trait protein;Proto oncogene c Kit;Proto oncogene tyrosine protein kinase Kit;Proto-oncogene c-Kit;SCF Receptor;SCFR;soluble KIT variant 1;Steel Factor Receptor;Stem cell factor receptor;tyrosine protein kinase Kit;Tyrosine-protein kinase Kit;v kit Hardy Zuckerman 4 feline sarcoma viral oncogene homolog;v kit Hardy Zuckerman 4 feline sarcoma viral oncogene like protein;v-kit Hardy-Zuckerman 4 feline sarcoma viral oncogene homolog
Observed Band	
Cell Pathway	Cytoplasmic, Membranous
Tissue Specificity	Appendix

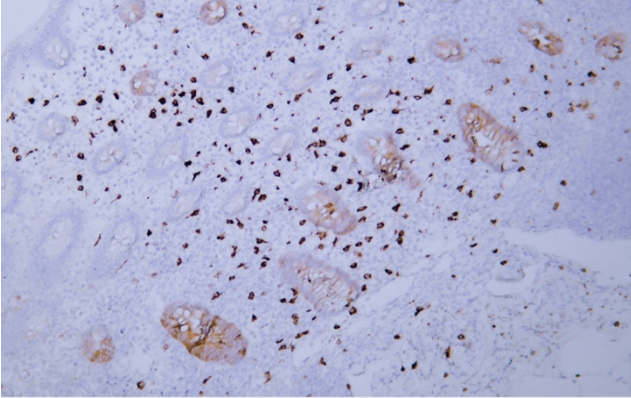
Nanjing BYabscience technology Co.,Ltd



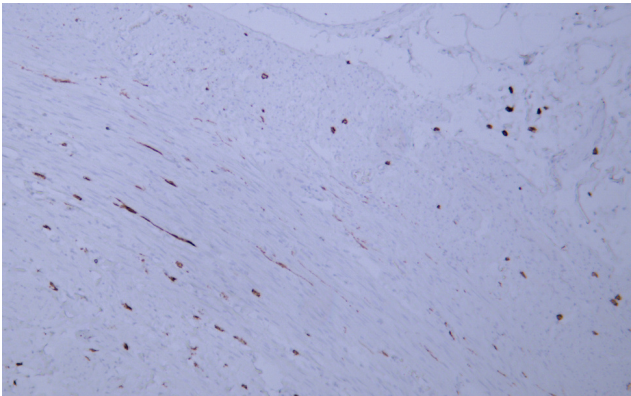
Function	catalytic activity:ATP + a [protein]-L-tyrosine = ADP + a [protein]-L-tyrosine phosphate.,disease:Defects in KIT are a cause of gastrointestinal stromal tumor (GIST) [MIM:606764].,disease:Defects in KIT are a cause of piebaldism [MIM:172800]. Piebaldism is an autosomal dominant genetic developmental abnormality of pigmentation characterized by congenital patches of white skin and hair that lack melanocytes.,disease:Defects in KIT have been associated with testicular tumors [MIM:273300]. It includes germ cell tumor (GCT) or testicular germ cell tumor (TGCT).,function:This is the receptor for stem cell factor (mast cell growth factor). It has a tyrosine-protein kinase activity. Binding of the ligands leads to the autophosphorylation of KIT and its association with substrates such as phosphatidylinositol 3-kinase (Pi3K).,online information:CD117 entry,similarity:Belongs to the protein kinas
Background	This gene encodes the human homolog of the proto-oncogene c-kit. C-kit was first identified as the cellular homolog of the feline sarcoma viral oncogene v-kit. This protein is a type 3 transmembrane receptor for MGF (mast cell growth factor, also known as stem cell factor). Mutations in this gene are associated with gastrointestinal stromal tumors, mast cell disease, acute myelogenous leukemia, and piebaldism. Multiple transcript variants encoding different isoforms have been found for this gene. [provided by RefSeq, Jul 2008],
matters needing attention	Avoid repeated freezing and thawing!
Usage suggestions	This product can be used in immunological reaction related experiments. For more information, please consult technical personnel.



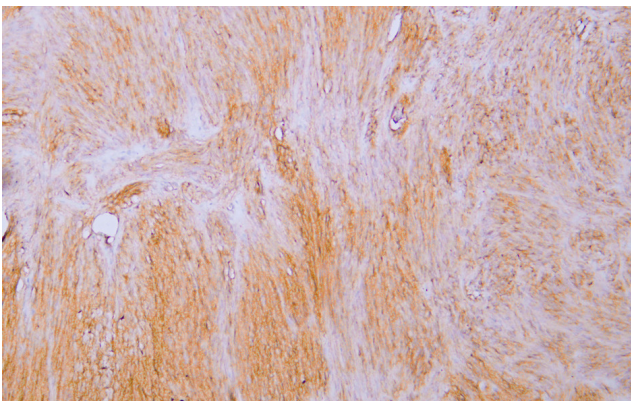
Products Images



Human appendix tissue was stained with anti-CD117(ABT064) antibody.



Human appendix tissue was stained with anti-CD117(ABT064) antibody.



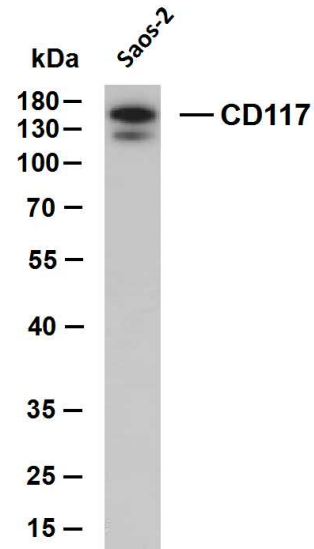
Human GIST tissue was stained with anti-CD117(ABT064) antibody.

Nanjing BYabscience technology Co.,Ltd

网址: www.njbybio.com

官方热线: 025-5229-8998

监督电话: 15950492658



Whole cell lysates were separated by 10% SDS-PAGE, and the membrane was blotted with anti-CD117(ABT064) antibody. The HRP-conjugated Goat anti-Mouse IgG(H + L) antibody was used to detect the antibody. Lane 1: Saos-2 Predicted band size: 110kDa Observed band size: 150kDa