



# COX-2 (cyclooxygenase-2)(ABT-COX2) mouse mAb

Catalog No	BYab-15443
Isotype	IgG
Reactivity	Human; Predict react with Mouse, Rat
Applications	IHC, WB
Gene Name	PTGS2 COX2
Protein Name	Prostaglandin G/H synthase 2 (EC 1.14.99.1) (Cyclooxygenase-2) (COX-2) (PHS II) (Prostaglandin H2 synthase 2) (PGH synthase 2) (PGHS-2) (Prostaglandin-endoperoxide synthase 2)
Immunogen	Synthesized peptide derived from human COX-2 (cyclooxygenase-2)
Specificity	This antibody detects endogenous levels of human Prostaglandin G/H synthase 2 (EC 1.14.99.1) (Cyclooxygenase-2) (COX-2) (PHS II) (Prostaglandin H2 synthase 2) (PGH synthase 2) (PGHS-2) (Prostaglandin-
Formulation	Liquid in PBS containing 50% glycerol, 0.5% BSA and 0.02% sodium azide.
Source	Mouse, Monoclonal/IgG2b, Kappa
Purification	The antibody was affinity-purified from mouse ascites by affinity-chromatography using specific immunogen.
Dilution	WB 500-2000 IHC-p 1:100-500
Concentration	1 mg/ml
Purity	≥90%
Storage Stability	-20°C/1 year
Synonyms	
Observed Band	
Cell Pathway	Microsome membrane ; Peripheral membrane protein. Endoplasmic reticulum membrane ; Peripheral membrane protein. Nucleus inner membrane ; Peripheral membrane protein. Nucleus outer membrane ; Peripheral membrane protein. Detected on the luminal side of the endoplasmic reticulum and nuclear envelope.
Tissue Specificity	Endothelial cell, Epidermal keratinocytes in primary culture, Lung, Pe
Function	catalytic activity: Arachidonate + AH(2) + 2 O(2) = prostaglandin H(2) + A + H(2)O., cofactor: Binds 1 heme B (iron-protoporphyrin IX) group per subunit., disease: Likely to play a role in inflammatory diseases such as rheumatoid arthritis., function: May have a role as a major mediator of inflammation and/or a role for prostanoid signaling in activity-dependent plasticity., induction: By cytokines and mitogens., miscellaneous: This enzyme acts both as a dioxigenase

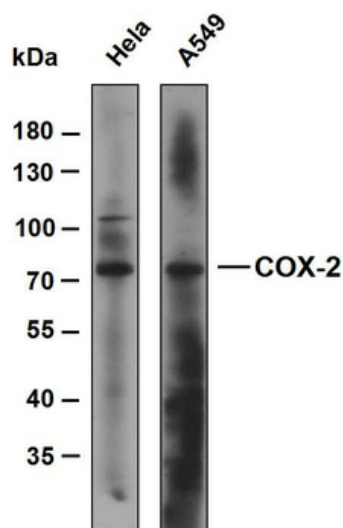
**Nanjing BYabscience technology Co., Ltd**



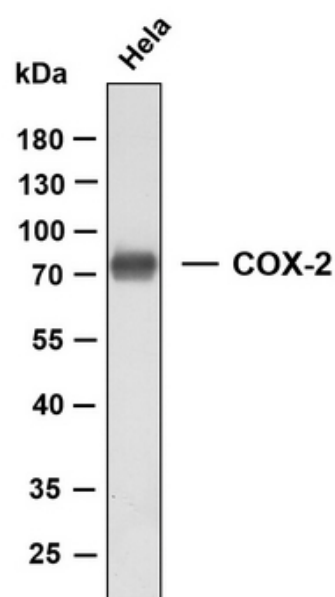
	and as a peroxidase.,miscellaneous:This enzyme is the target of nonsteroidal anti-inflammatory drugs such as aspirin.,pathway:Lipid metabolism; prostaglandin biosynthesis.,similarity:Belongs to the prostaglandin G/H synthase family.,similarity:Contains 1 EGF-like domain.,subunit:Homodimer.,
Background	Prostaglandin-endoperoxide synthase (PTGS), also known as cyclooxygenase, is the key enzyme in prostaglandin biosynthesis, and acts both as a dioxygenase and as a peroxidase. There are two isozymes of PTGS: a constitutive PTGS1 and an inducible PTGS2, which differ in their regulation of expression and tissue distribution. This gene encodes the inducible isozyme. It is regulated by specific stimulatory events, suggesting that it is responsible for the prostanoid biosynthesis involved in inflammation and mitogenesis. [provided by RefSeq, Feb 2009],
matters needing attention	Avoid repeated freezing and thawing!
Usage suggestions	This product can be used in immunological reaction related experiments. For more information, please consult technical personnel.



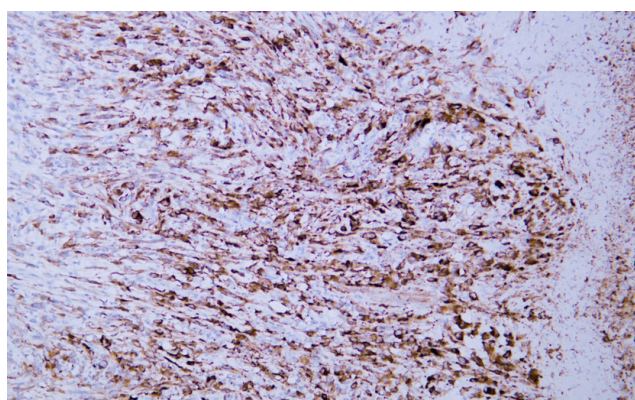
## Products Images



Various whole cell lysates were separated by 8% SDS-PAGE, and the membrane was blotted with anti-COX-2. The HRP-conjugated anti-Mouse IgG antibody was used to detect the antibody.  
Predicted band size: 70 kDa



Whole cell lysates of HeLa were separated by 10% SDS-PAGE, and the membrane was blotted with anti-COX-2 antibody. The HRP-conjugated anti-Mouse IgG antibody was used to detect the antibody.  
Predicted band size: 70 kDa



Human colon carcinoma tissue was stained with Anti-COX-2 (ABT-COX2) Antibody

**Nanjing BYabs science technology Co.,Ltd**

网址: [www.njbybio.com](http://www.njbybio.com)

官方热线: 025-5229-8998

监督电话: 15950492658



Nanjing BYabscience technology Co.,Ltd

网址: [www.njbybio.com](http://www.njbybio.com)

官方热线: 025-5229-8998

监督电话: 15950492658