



CD94 Monoclonal Antibody

Catalog No	BYab-13813
Isotype	IgG
Reactivity	Human
Applications	WB;FCM;ELISA
Gene Name	KLRD1
Protein Name	Natural killer cells antigen CD94
Immunogen	Purified recombinant fragment of human CD94 expressed in E. Coli.
Specificity	CD94 Monoclonal Antibody detects endogenous levels of CD94 protein.
Formulation	Ascitic fluid containing 0.03% sodium azide,0.5% BSA, 50%glycerol.
Source	Monoclonal, Mouse
Purification	Affinity purification
Dilution	Western Blot: 1/500 - 1/2000. Flow cytometry: 1/200 - 1/400. ELISA: 1/10000. Not yet tested in other applications.
Concentration	1 mg/ml
Purity	≥90%
Storage Stability	-20°C/1 year
Synonyms	KLRD1; CD94; Natural killer cells antigen CD94; KP43; Killer cell lectin-like receptor subfamily D member 1; NK cell receptor; CD antigen CD94
Observed Band	
Cell Pathway	Cell membrane ; Single-pass type II membrane protein .
Tissue Specificity	Expressed in NK cell subsets (at protein level) (PubMed:21825173, PubMed:9430220, PubMed:9485206). Expressed in memory/effector CD8-positive alpha-beta T cell subsets (at protein level) (PubMed:12387742, PubMed:20952657). Expressed in melanoma-specific cytotoxic T cell clones (at protein level) (PubMed:9485206). Expressed in terminally differentiated cytotoxic gamma-delta T cells (at protein level) (PubMed:20952657). KLRD1-KLRC1 and KLRD1-KLRC2 are differentially expressed in NK and T cell populations, with only minor subsets expressing both receptor complexes (at protein level) (PubMed:20952657).
Function	function:Plays a role as a receptor for the recognition of MHC class I HLA-E molecules by NK cells and some cytotoxic T-cells.,online information:CD94,similarity:Contains 1 C-type lectin domain.,subunit:Can form disulfide-bonded heterodimer with NKG2 family members.,tissue specificity:Natural killer cells.,

Nanjing BYabscience technology Co.,Ltd

**Background**

Natural killer (NK) cells are a distinct lineage of lymphocytes that mediate cytotoxic activity and secrete cytokines upon immune stimulation. Several genes of the C-type lectin superfamily, including members of the NKG2 family, are expressed by NK cells and may be involved in the regulation of NK cell function. KLRD1 (CD94) is an antigen preferentially expressed on NK cells and is classified as a type II membrane protein because it has an external C terminus. Three transcript variants encoding two different isoforms have been found for this gene. [provided by RefSeq, Jul 2008],

matters needing attention

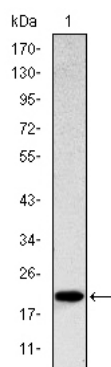
Avoid repeated freezing and thawing!

Usage suggestions

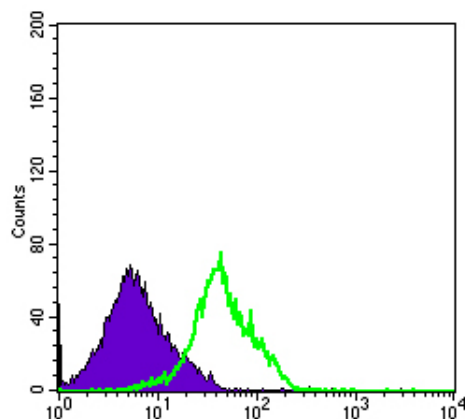
This product can be used in immunological reaction related experiments. For more information, please consult technical personnel.



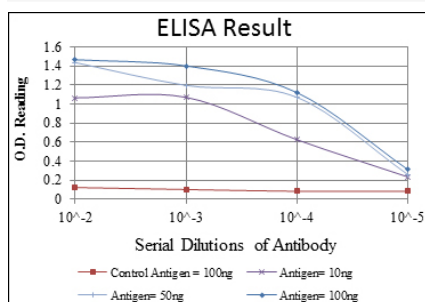
Products Images



Western Blot analysis using CD94 Monoclonal Antibody against recombinant protein.



Flow cytometric analysis of RAJI cells using CD94 Monoclonal Antibody (green) and negative control (purple).



Nanjing BYabscience technology Co.,Ltd

网址: www.njbybio.com

官方热线: 025-5229-8998

监督电话: 15950492658