



Olfactory receptor 4C6 Polyclonal Antibody

Catalog No	BYab-13528
Isotype	IgG
Reactivity	Human;Rat;Mouse;
Applications	WB;IF;ELISA
Gene Name	OR4C6
Protein Name	Olfactory receptor 4C6
Immunogen	The antiserum was produced against synthesized peptide derived from human OR4C6. AA range:193-242
Specificity	Olfactory receptor 4C6 Polyclonal Antibody detects endogenous levels of Olfactory receptor 4C6 protein.
Formulation	Liquid in PBS containing 50% glycerol, 0.5% BSA and 0.02% sodium azide.
Source	Polyclonal, Rabbit,IgG
Purification	The antibody was affinity-purified from rabbit antiserum by affinity-chromatography using epitope-specific immunogen.
Dilution	Western Blot: 1/500 - 1/2000. Immunofluorescence: 1/200 - 1/1000. ELISA: 1/40000. Not yet tested in other applications.
Concentration	1 mg/ml
Purity	≥90%
Storage Stability	-20°C/1 year
Synonyms	OR4C6; Olfactory receptor 4C6; Olfactory receptor OR11-138
Observed Band	35kD
Cell Pathway	Cell membrane; Multi-pass membrane protein.
Tissue Specificity	
Function	function:Odorant receptor .,similarity:Belongs to the G-protein coupled receptor 1 family.,
Background	olfactory receptor family 4 subfamily C member 6(OR4C6) Homo sapiens Olfactory receptors interact with odorant molecules in the nose, to initiate a neuronal response that triggers the perception of a smell. The olfactory receptor proteins are members of a large family of G-protein-coupled receptors (GPCR) arising from single coding-exon genes. Olfactory receptors share a 7-transmembrane domain structure with many neurotransmitter and hormone receptors and are responsible for the recognition and G protein-mediated transduction of odorant signals. The olfactory receptor gene family is the largest in

Nanjing BYabscience technology Co.,Ltd



the genome. The nomenclature assigned to the olfactory receptor genes and proteins for this organism is independent of other organisms. [provided by RefSeq, Jul 2008],

matters needing attention


Avoid repeated freezing and thawing!

Usage suggestions


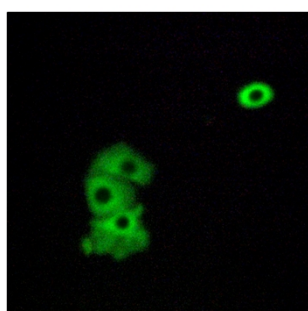
This product can be used in immunological reaction related experiments. For more information, please consult technical personnel.



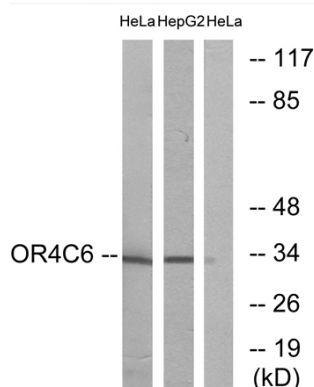
Products Images



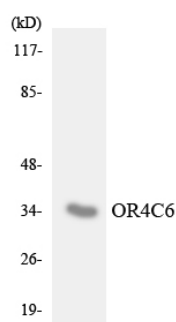
Western Blot analysis of various cells using Olfactory receptor 4C6 Polyclonal Antibody



Immunofluorescence analysis of A549 cells, using OR4C6 Antibody. The picture on the right is blocked with the synthesized peptide.



Western blot analysis of lysates from HeLa and HepG2 cells, using OR4C6 Antibody. The lane on the right is blocked with the synthesized peptide.



Western blot analysis of the lysates from HepG2 cells using OR4C6 antibody.

Nanjing BYabs science technology Co.,Ltd

网址: www.njbybio.com

官方热线: 025-5229-8998

监督电话: 15950492658