



# Olfactory receptor 2AG1/2 Polyclonal Antibody

<b>Catalog No</b>	BYab-13484
<b>Isotype</b>	IgG
<b>Reactivity</b>	Human;Rat;Mouse;
<b>Applications</b>	WB;IF;ELISA
<b>Gene Name</b>	OR2AG1/OR2AG2
<b>Protein Name</b>	Olfactory receptor 2AG1/2
<b>Immunogen</b>	The antiserum was produced against synthesized peptide derived from human OR2AG1/2AG2. AA range:61-110
<b>Specificity</b>	Olfactory receptor 2AG1/2 Polyclonal Antibody detects endogenous levels of Olfactory receptor 2AG1/2 protein.
<b>Formulation</b>	Liquid in PBS containing 50% glycerol, 0.5% BSA and 0.02% sodium azide.
<b>Source</b>	Polyclonal, Rabbit,IgG
<b>Purification</b>	The antibody was affinity-purified from rabbit antiserum by affinity-chromatography using epitope-specific immunogen.
<b>Dilution</b>	Western Blot: 1/500 - 1/2000. Immunofluorescence: 1/200 - 1/1000. ELISA: 1/10000. Not yet tested in other applications.
<b>Concentration</b>	1 mg/ml
<b>Purity</b>	≥90%
<b>Storage Stability</b>	-20°C/1 year
<b>Synonyms</b>	OR2AG1; OR2AG3; Olfactory receptor 2AG1; HT3; Olfactory receptor 2AG3; Olfactory receptor OR11-79; OR2AG2; OR2AG2P; Olfactory receptor 2AG2
<b>Observed Band</b>	35kD
<b>Cell Pathway</b>	Cell membrane; Multi-pass membrane protein.
<b>Tissue Specificity</b>	
<b>Function</b>	function:Odorant receptor .,similarity:Belongs to the G-protein coupled receptor 1 family.,
<b>Background</b>	Olfactory receptors interact with odorant molecules in the nose, to initiate a neuronal response that triggers the perception of a smell. The olfactory receptor proteins are members of a large family of G-protein-coupled receptors (GPCR) arising from single coding-exon genes. Olfactory receptors share a 7-transmembrane domain structure with many neurotransmitter and hormone receptors and are responsible for the recognition and G protein-mediated transduction of odorant signals. The olfactory receptor gene family is the largest in

Nanjing BYabscience technology Co.,Ltd



the genome. The nomenclature assigned to the olfactory receptor genes and proteins for this organism is independent of other organisms. This olfactory receptor gene is a segregating pseudogene, where some individuals have an allele that encodes a functional olfactory receptor, while other individuals have an allele encoding a

**matters needing attention**


Avoid repeated freezing and thawing!

**Usage suggestions**

This product can be used in immunological reaction related experiments. For more information, please consult technical personnel.



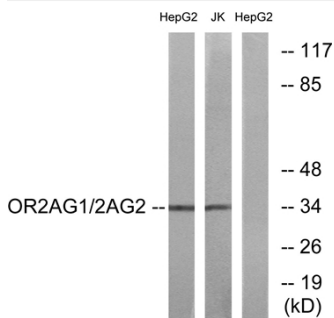
## Products Images



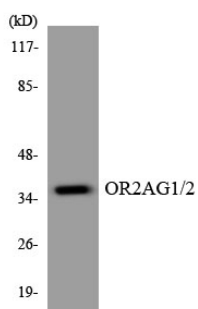
Western Blot analysis of various cells using Olfactory receptor 2AG1/2 Polyclonal Antibody



Immunofluorescence analysis of A549 cells, using OR2AG1/2AG2 Antibody. The picture on the right is blocked with the synthesized peptide.



Western blot analysis of lysates from HepG2 and Jurkat cells, using OR2AG1/2AG2 Antibody. The lane on the right is blocked with the synthesized peptide.



Western blot analysis of the lysates from HT-29 cells using OR2AG1/2 antibody.

Nanjing BYabscience technology Co.,Ltd