



# FRP-2 Polyclonal Antibody

<b>Catalog No</b>	BYab-13264
<b>Isotype</b>	IgG
<b>Reactivity</b>	Human;Mouse;Rat
<b>Applications</b>	WB;ELISA
<b>Gene Name</b>	SFRP2
<b>Protein Name</b>	Secreted frizzled-related protein 2
<b>Immunogen</b>	The antiserum was produced against synthesized peptide derived from human SFRP2. AA range:119-168
<b>Specificity</b>	FRP-2 Polyclonal Antibody detects endogenous levels of FRP-2 protein.
<b>Formulation</b>	Liquid in PBS containing 50% glycerol, 0.5% BSA and 0.02% sodium azide.
<b>Source</b>	Polyclonal, Rabbit,IgG
<b>Purification</b>	The antibody was affinity-purified from rabbit antiserum by affinity-chromatography using epitope-specific immunogen.
<b>Dilution</b>	Western Blot: 1/500 - 1/2000. ELISA: 1/5000. Not yet tested in other applications.
<b>Concentration</b>	1 mg/ml
<b>Purity</b>	≥90%
<b>Storage Stability</b>	-20°C/1 year
<b>Synonyms</b>	SFRP2; FRP2; SARP1; FKSG12; Secreted frizzled-related protein 2; FRP-2; sFRP-2; Secreted apoptosis-related protein 1; SARP-1
<b>Observed Band</b>	30kD
<b>Cell Pathway</b>	Secreted .
<b>Tissue Specificity</b>	Expressed in adipose tissue, heart, brain, skeletal muscle, pancreas, thymus, prostate, testis, ovary, small intestine and colon. Highest levels in adipose tissue, small intestine and colon.
<b>Function</b>	domain:The FZ domain is involved in binding with Wnt ligands.,function:Soluble frizzled-related proteins (sFRPS) function as modulators of Wnt signaling through direct interaction with Wnts. They have a role in regulating cell growth and differentiation in specific cell types. SFRP2 may be important for eye retinal development and for myogenesis.,similarity:Belongs to the secreted frizzled-related protein (sFRP) family.,similarity:Contains 1 FZ (frizzled) domain.,similarity:Contains 1 NTR domain.,tissue specificity:Expressed in adipose tissue, heart, brain, skeletal muscle, pancreas, thymus, prostate, testis, ovary, small intestine and colon. Highest levels in adipose tissue, small intestine

**Nanjing BYabscience technology Co.,Ltd**



and colon.,

**Background**

This gene encodes a member of the SFRP family that contains a cysteine-rich domain homologous to the putative Wnt-binding site of Frizzled proteins. SFRPs act as soluble modulators of Wnt signaling. Methylation of this gene is a potential marker for the presence of colorectal cancer. [provided by RefSeq, Jul 2008],

**matters needing attention**

Avoid repeated freezing and thawing!

**Usage suggestions**

This product can be used in immunological reaction related experiments. For more information, please consult technical personnel.

Nanjing BYabscience technology Co.,Ltd

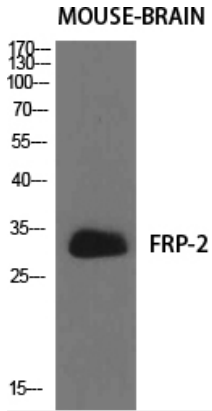
网址: [www.njbybio.com](http://www.njbybio.com)

官方热线: 025-5229-8998

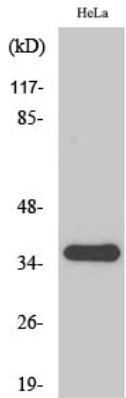
监督电话: 15950492658



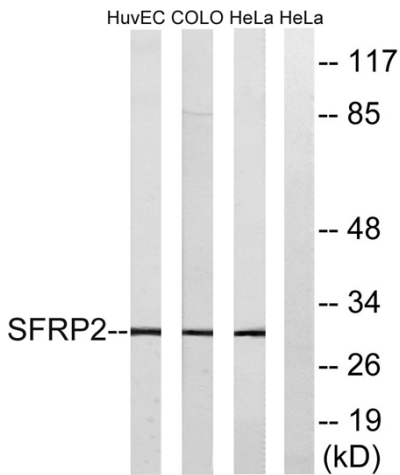
## Products Images



Western Blot analysis of various cells using FRP-2  
Polyclonal Antibody diluted at 1:500



Western Blot analysis of HuvEc cells using FRP-2  
Polyclonal Antibody diluted at 1:500



Western blot analysis of lysates from HeLa, COLO, and  
HUVEC cells, using SFRP2 Antibody. The lane on the  
right is blocked with the synthesized peptide.

**Nanjing BYabs science technology Co.,Ltd**

网址: [www.njbybio.com](http://www.njbybio.com)

官方热线: 025-5229-8998

监督电话: 15950492658