



GFP Monoclonal Antibody

Catalog No	BYab-04440
Isotype	IgG
Reactivity	Species independent
Applications	WB;IF;ICC;FCM;ELISA
Gene Name	
Protein Name	
Immunogen	Purified recombinant fragment of GFP expressed in E. Coli.
Specificity	The antibody detectsThe antibody detects RFP, YFP, CFP GFP EGFP.
Formulation	Purified antibody in PBS containing 0.03% sodium azide.
Source	Monoclonal, Mouse
Purification	Affinity purification
Dilution	WB: 1/500 - 1/2000. ICC: 1/200 - 1/1000. Flow cytometry: 1/200 - 1/400. ELISA: 1/10000.. IF 1:50-200
Concentration	1 mg/ml
Purity	≥90%
Storage Stability	-20°C/1 year
Synonyms	
Observed Band	
Cell Pathway	
Tissue Specificity	
Function	
Background	
matters needing attention	Avoid repeated freezing and thawing!
Usage suggestions	This product can be used in immunological reaction related experiments. For more information, please consult technical personnel.

Nanjing BYabscience technology Co.,Ltd

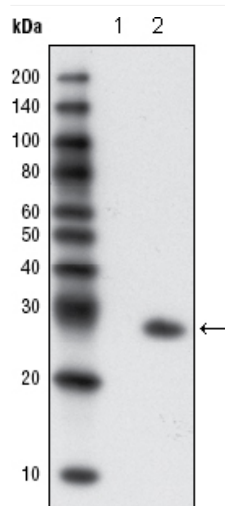
网址: www.njbybio.com

官方热线: 025-5229-8998

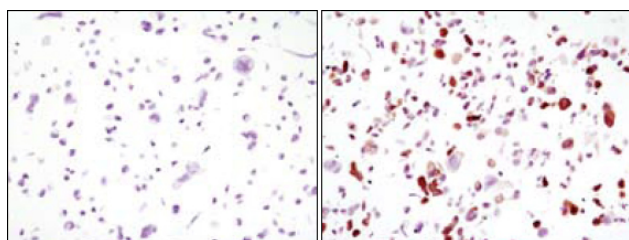
监督电话: 15950492658



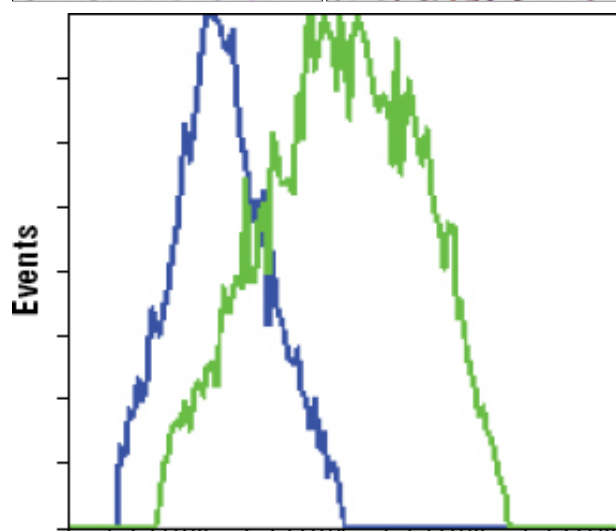
Products Images



Western Blot analysis using GFP Monoclonal Antibody against extracts from HCC827 cells, untransfected (1) and transfected with GFP(2).



Immunocytochemistry analysis of HCC827 cells, untransfected (left) or transfected with GFP (right) using GFP Monoclonal Antibody.



Flow cytometric analysis of HCC827 cells, untransfected (blue) or transfected with GFP (green) using GFP Monoclonal Antibody.

Nanjing BYabs science technology Co.,Ltd

网址: www.njbybio.com

官方热线: 025-5229-8998

监督电话: 15950492658