



# Hsp90 $\beta$ mouse mAb

Catalog No	BYab-03472
Isotype	IgG
Reactivity	Human;Mouse;Rat;Monkey;Hamster
Applications	WB;ICC;IP
Gene Name	hsp90ab1
Protein Name	
Immunogen	Purified recombinant human Hsp90 beta protein fragments expressed in E.coli
Specificity	This antibody detects endogenous levels of Hsp90 beta and does not cross-react with Hsp90 alpha and other proteins.
Formulation	Liquid in PBS containing 50% glycerol, 0.5% BSA and 0.02% sodium azide.
Source	Monoclonal, Mouse
Purification	The antibody was affinity-purified from mouse ascites by affinity-chromatography using epitope-specific immunogen.
Dilution	wb dilution 1:2000 icc dilution 1:200
Concentration	1 mg/ml
Purity	$\geq 90\%$
Storage Stability	-20°C/1 year
Synonyms	HSP90AB1;90 kda heat shock protein beta HSP90 beta;D6S182;FLJ26984;Heat shock 84 kDa;Heat shock 90kD protein 1, beta;Heat shock 90kDa protein 1 beta;Heat shock protein 90kDa alpha (cytosolic) class B member 1;Heat shock protein beta;Heat shock protein HSP 90 beta;Heat shock protein HSP 90-beta;HS90B_HUMAN;HSP 84;HSP 90;HSP 90 b;HSP 90b;HSP84;HSP90 BETA;hsp90ab1;HSP90B;HSPC2;HSPCB.
Observed Band	90kD
Cell Pathway	Cytoplasm . Melanosome . Nucleus . Secreted . Cell membrane . Dynein axonemal particle . Cell surface . Identified by mass spectrometry in melanosome fractions from stage I to stage IV (PubMed:17081065). Translocates with BIRC2 from the nucleus to the cytoplasm during differentiation (PubMed:18239673). Secreted when associated with TGFB1 processed form (LAP) (PubMed:20599762). .
Tissue Specificity	Amygdala,Brain cortex,Colon,Colon carcinoma,Embryon

Nanjing BYabs science technology Co.,Ltd

网址: [www.njbybio.com](http://www.njbybio.com)

官方热线: 025-5229-8998

监督电话: 15950492658



<b>Function</b>	function:Molecular chaperone. Has ATPase activity.,PTM:Phosphorylated upon DNA damage, probably by ATM or ATR.,similarity:Belongs to the heat shock protein 90 family.,subcellular location:Identified by mass spectrometry in melanosome fractions from stage I to stage IV.,subunit:Homodimer. Interacts with TP53/p53 (By similarity). Interacts with UNC45A. Binding to UNC45A involves 2 UNC45A monomers per HSP90AB1 dimer.,
<b>Background</b>	This gene encodes a member of the heat shock protein 90 family; these proteins are involved in signal transduction, protein folding and degradation and morphological evolution. This gene encodes the constitutive form of the cytosolic 90 kDa heat-shock protein and is thought to play a role in gastric apoptosis and inflammation. Alternative splicing results in multiple transcript variants. Pseudogenes have been identified on multiple chromosomes. [provided by RefSeq, Dec 2012],
<b>matters needing attention</b>	Avoid repeated freezing and thawing!
<b>Usage suggestions</b>	This product can be used in immunological reaction related experiments. For more information, please consult technical personnel.

Nanjing BYabscience technology Co.,Ltd

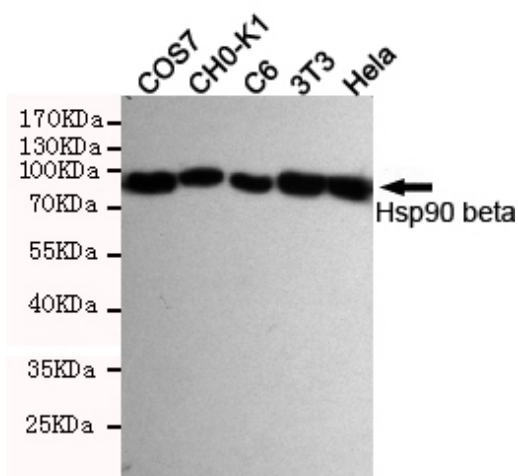
网址: [www.njbybio.com](http://www.njbybio.com)

官方热线: 025-5229-8998

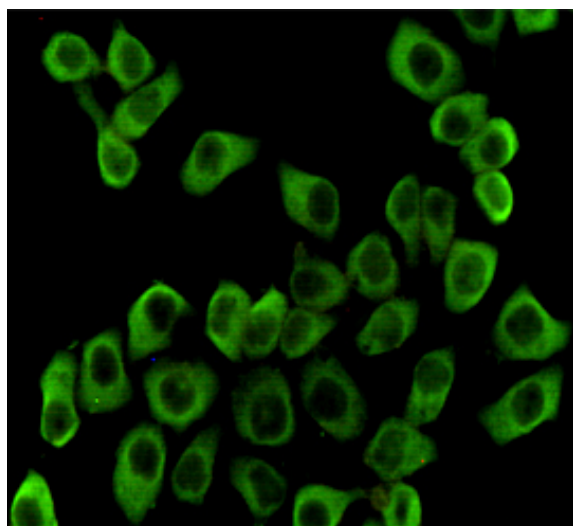
监督电话: 15950492658



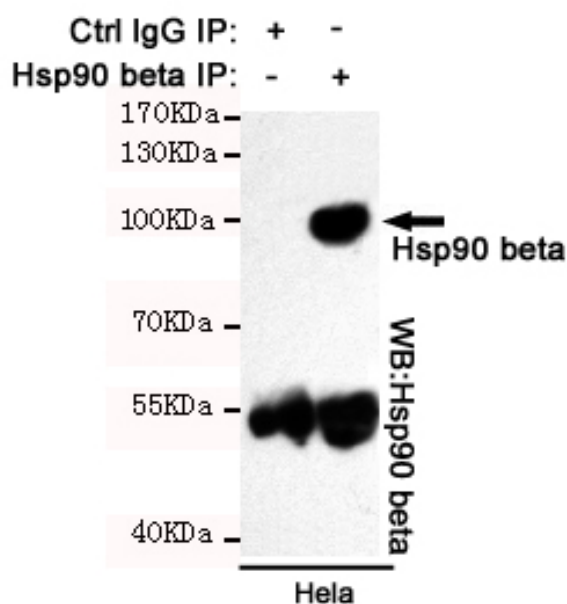
## Products Images



Western blot detection of Hsp90 beta in HeLa, 3T3, C6, CHO-K1 and COS7 cell lysates using Hsp90 beta mouse mAb (1:2000 diluted). Exposure time: 4min. Predicted band size: 90KDa. Observed band size: 90KDa.



Immunocytochemistry staining of HeLa cells fixed with 4% Paraformaldehyde and using anti-Hsp90 beta mouse mAb (dilution 1:200).



Immunoprecipitation analysis of HeLa cell lysates using Hsp90 beta mouse mAb.

Nanjing BYabscience technology Co.,Ltd



Nanjing BYabscience technology Co.,Ltd

网址: [www.njbybio.com](http://www.njbybio.com)

官方热线: 025-5229-8998

监督电话: 15950492658