



HSP90 β Monoclonal Antibody

Catalog No	BYab-03407
Isotype	IgG
Reactivity	Human;Mouse;Rat;Monkey
Applications	WB;IHC;IF;FCM;ELISA
Gene Name	HSP90AB1
Protein Name	Heat shock protein HSP 90-beta
Immunogen	Purified recombinant fragment of human HSP90 β expressed in E. Coli.
Specificity	HSP90 β Monoclonal Antibody detects endogenous levels of HSP90 β protein.
Formulation	Ascitic fluid containing 0.03% sodium azide,0.5% BSA, 50%glycerol.
Source	Monoclonal, Mouse
Purification	Affinity purification
Dilution	Western Blot: 1/500 - 1/2000. Immunohistochemistry: 1/200 - 1/1000. Immunofluorescence: 1/200 - 1/1000. Flow cytometry: 1/200 - 1/400. ELISA: 1/10000. Not yet tested in other applications.
Concentration	1 mg/ml
Purity	$\geq 90\%$
Storage Stability	-20°C/1 year
Synonyms	HSP90AB1; HSP90B; HSPC2; HSPCB; Heat shock protein HSP 90-beta; HSP 90; Heat shock 84 kDa; HSP 84; HSP84
Observed Band	
Cell Pathway	Cytoplasm . Melanosome . Nucleus . Secreted . Cell membrane . Dynein axonemal particle . Cell surface . Identified by mass spectrometry in melanosome fractions from stage I to stage IV (PubMed:17081065). Translocates with BIRC2 from the nucleus to the cytoplasm during differentiation (PubMed:18239673). Secreted when associated with TGFB1 processed form (LAP) (PubMed:20599762). .
Tissue Specificity	Amygdala,Brain cortex,Colon,Colon carcinoma,Embryon
Function	function:Molecular chaperone. Has ATPase activity.,PTM:Phosphorylated upon DNA damage, probably by ATM or ATR.,similarity:Belongs to the heat shock protein 90 family.,subcellular location:Identified by mass spectrometry in melanosome fractions from stage I to stage IV.,subunit:Homodimer. Interacts with TP53/p53 (By similarity). Interacts with UNC45A. Binding to UNC45A involves 2 UNC45A monomers per HSP90AB1 dimer.,

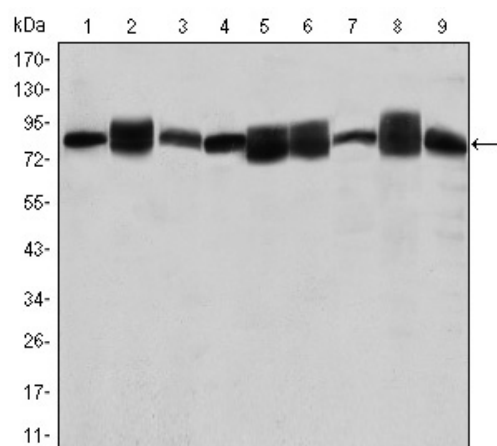
Nanjing BYabs science technology Co.,Ltd



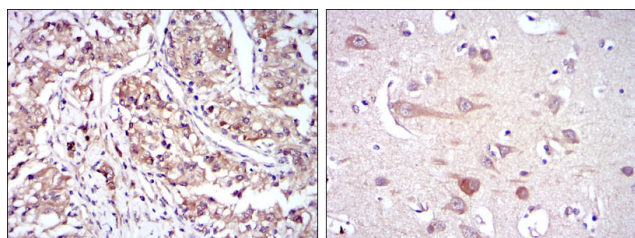
Background	This gene encodes a member of the heat shock protein 90 family; these proteins are involved in signal transduction, protein folding and degradation and morphological evolution. This gene encodes the constitutive form of the cytosolic 90 kDa heat-shock protein and is thought to play a role in gastric apoptosis and inflammation. Alternative splicing results in multiple transcript variants. Pseudogenes have been identified on multiple chromosomes. [provided by RefSeq, Dec 2012],
matters needing attention	Avoid repeated freezing and thawing!
Usage suggestions	This product can be used in immunological reaction related experiments. For more information, please consult technical personnel.



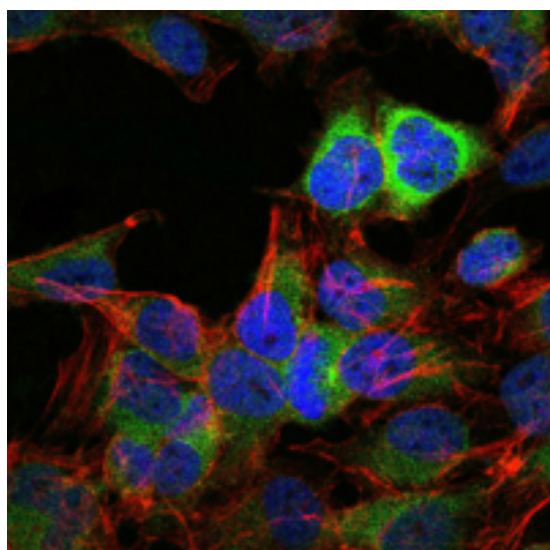
Products Images



Western Blot analysis using HSP90 β Monoclonal Antibody against Jurkat (1), A431 (2), HeLa (3), A549 (4), HEK293 (5), K562 (6), NIH/3T3 (7), PC-12 (8) and Cos7 (9) cell lysate.



Immunohistochemistry analysis of paraffin-embedded kidney cancer tissues (left) and brain tissues (right) with DAB staining using HSP90 β Monoclonal Antibody.



Immunofluorescence analysis of HeLa cells using HSP90 β Monoclonal Antibody (green). Blue: DRAQ5 fluorescent DNA dye. Red: Actin filaments have been labeled with Alexa Fluor-555 phalloidin.

Nanjing BYabs science technology Co.,Ltd

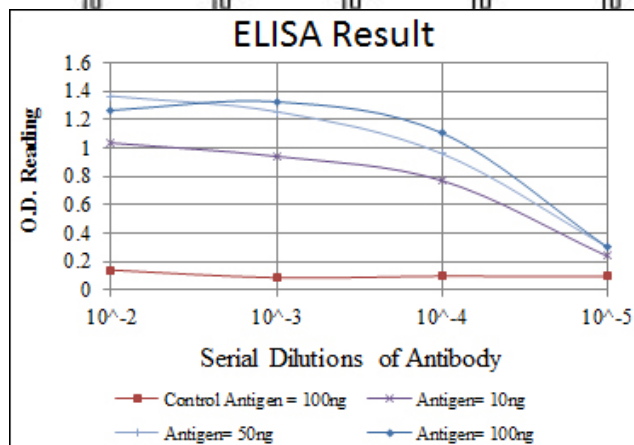
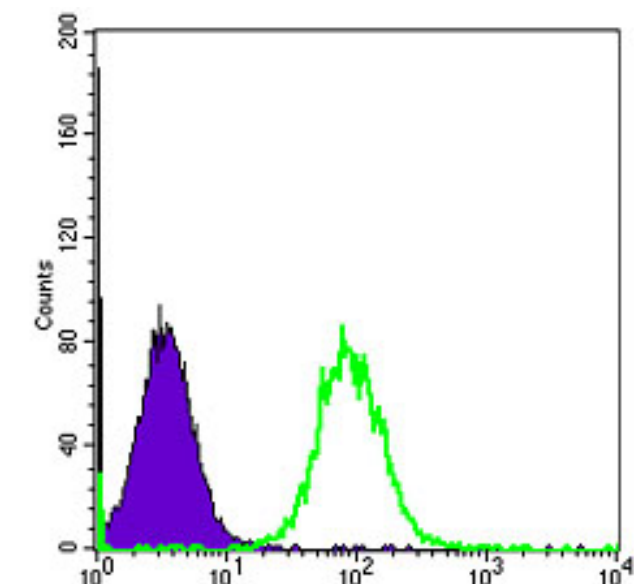
网址: www.njbybio.com

官方热线: 025-5229-8998

监督电话: 15950492658



Flow cytometric analysis of Hela cells using HSP90 β Monoclonal Antibody (green) and negative control (purple).



Nanjing BYabs science technology Co.,Ltd

网址: www.njbybio.com

官方热线: 025-5229-8998

监督电话: 15950492658