



Transferrin Monoclonal Antibody(10G3)

Catalog No	BYab-01155
Isotype	IgG
Reactivity	Human
Applications	WB;IHC;IF;ELISA
Gene Name	TF
Protein Name	Serotransferrin (Transferrin) (Beta-1 metal-binding globulin) (Siderophilin)
Immunogen	Protein
Specificity	Transferrin protein detects endogenous levels of Transferrin
Formulation	Liquid in PBS containing 50% glycerol, 0.5% BSA and 0.02% sodium azide.
Source	Monoclonal, Mouse
Purification	The antibody was affinity-purified from mouse ascites by affinity-chromatography using specific immunogen.
Dilution	WB 1:2000-5000, IHC 1:100-200. IF 1:50-200
Concentration	1 mg/ml
Purity	≥90%
Storage Stability	-20°C/1 year
Synonyms	TF; Serotransferrin; Transferrin; Beta-1 metal-binding globulin; Siderophilin
Observed Band	77kD
Cell Pathway	Secreted.
Tissue Specificity	Expressed by the liver and secreted in plasma.
Function	disease:Defects in TF are the cause of atransferrinemia [MIM:209300]. Atransferrinemia is rare autosomal recessive disorder characterized by iron overload and hypochromic anemia.,function:Transferrins are iron binding transport proteins which can bind two Fe(3+) ions in association with the binding of an anion, usually bicarbonate. It is responsible for the transport of iron from sites of absorption and heme degradation to those of storage and utilization. Serum transferrin may also have a further role in stimulating cell proliferation.,online information:Transferrin entry,polymorphism:Different polymorphic variants of transferrin are known. The sequence shown is the predominant electrophoretic variant (C1 or TF*C1)。，similarity:Belongs to the transferrin family.,similarity:Contains 2 transferrin-like domains.,subunit:Monomer.,tissue specificity:Expressed by the liver and secreted

Nanjing BYabscience technology Co.,Ltd



in plas

Background

transferrin(TF) Homo sapiens This gene encodes a glycoprotein with an approximate molecular weight of 76.5 kDa. It is thought to have been created as a result of an ancient gene duplication event that led to generation of homologous C and N-terminal domains each of which binds one ion of ferric iron. The function of this protein is to transport iron from the intestine, reticuloendothelial system, and liver parenchymal cells to all proliferating cells in the body. This protein may also have a physiologic role as granulocyte/pollen-binding protein (GPBP) involved in the removal of certain organic matter and allergens from serum. [provided by RefSeq, Sep 2009],

matters needing attention

Avoid repeated freezing and thawing!

Usage suggestions

This product can be used in immunological reaction related experiments. For more information, please consult technical personnel.

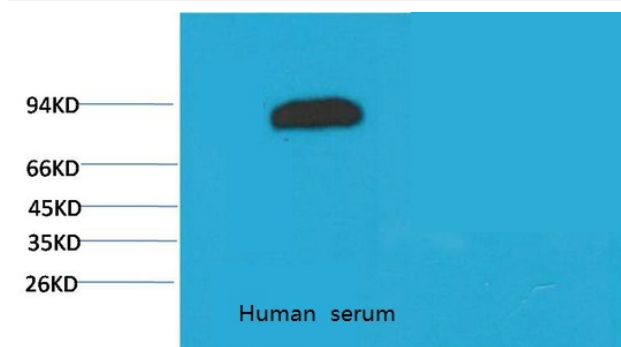
Nanjing BYabscience technology Co.,Ltd网址: www.njbybio.com

官方热线: 025-5229-8998

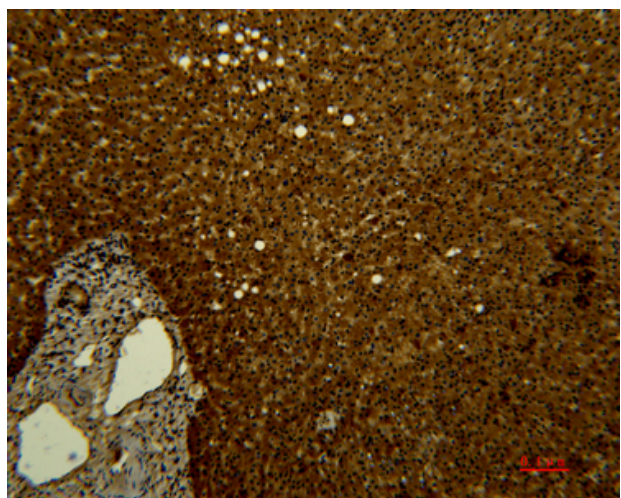
监督电话: 15950492658



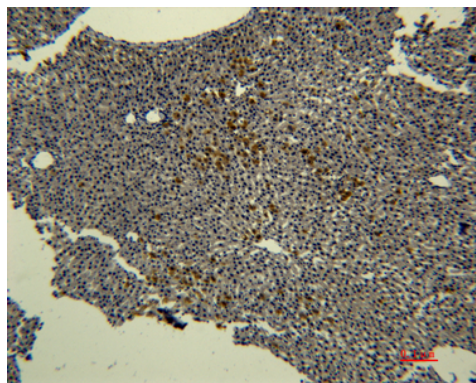
Products Images



Western blot analysis of Human Serum with Transferrin Mouse mAb diluted at 1:2,000.



Immunohistochemical analysis of paraffin-embedded human-liver using antibody diluted at 1:50.



Immunohistochemical analysis of paraffin-embedded rat-liver using antibody diluted at 1:50.