



Phosphoserine Monoclonal Antibody(5B12)

Catalog No	BYab-01145
Isotype	IgG
Reactivity	Species independent
Applications	WB;IHC;IF;IP
Gene Name	
Protein Name	
Immunogen	Purified Protein
Specificity	The antibody detects endogenous Phosphoserine protein.
Formulation	PBS, pH 7.4, containing 0.5%BSA, 0.02% sodium azide as Preservative and 50% Glycerol.
Source	Monoclonal, Mouse
Purification	The antibody was affinity-purified from mouse ascites by affinity-chromatography using epitope-specific immunogen.
Dilution	WB: 1/500 - 1/2000. IHC: 1/100 - 1/300. ELISA: 1/40000.IP 1:50-200. IF 1:50-200
Concentration	1 mg/ml
Purity	≥90%
Storage Stability	-20°C/1 year
Synonyms	
Observed Band	
Cell Pathway	
Tissue Specificity	
Function	
Background	Serine (phosphatidylserine, PS), also known as serine phospholipids, two acyl serine. Phosphate ester compounds in the glycerol phosphate esters, cell membrane group, is one of the important constituents of cell membranes in the brain, especially in the nervous system of the body and also various functions of the brain (especially on the brain's memory and emotional stability) plays important roles, such as it can affects the membrane fluidity and permeability, and can activate the metabolism and synthesis of a variety of enzymes.

Nanjing BYabscience technology Co.,Ltd

网址: www.njbybio.com

官方热线: 025-5229-8998

监督电话: 15950492658



matters needing attention

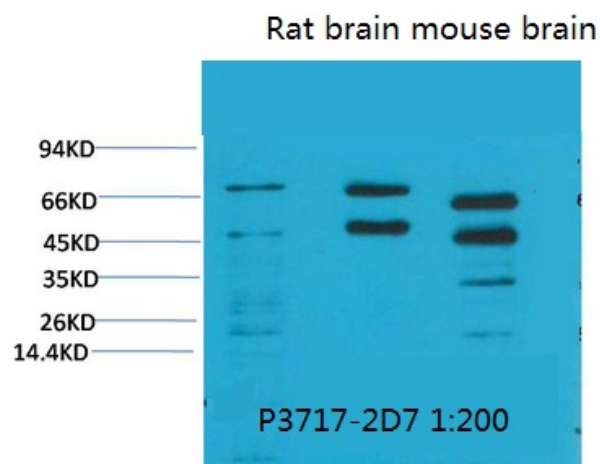
Avoid repeated freezing and thawing!

Usage suggestions

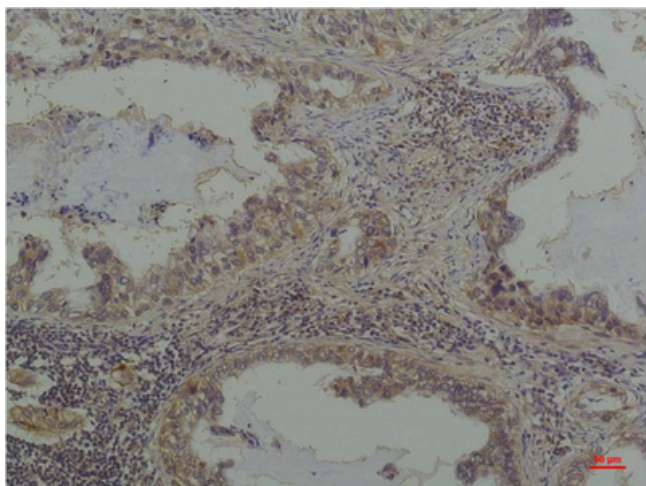
This product can be used in immunological reaction related experiments. For more information, please consult technical personnel.



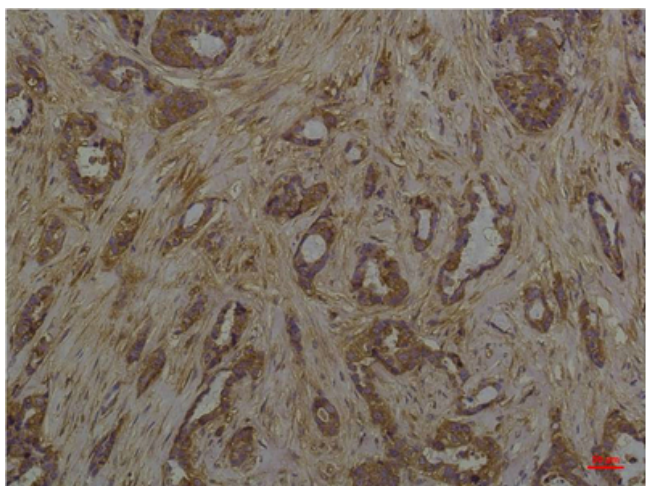
Products Images



Western blot analysis of 1) Hela, 2) Rat Brain Tissue, 3) Mouse Brain Tissue with Phosphoserine Mouse mAb diluted at 1:2,000.



Immunohistochemical analysis of paraffin-embedded Human Lung Carcinoma using Phosphoserine Mouse mAb diluted at 1:200.



Immunohistochemical analysis of paraffin-embedded Human Breast Carcinoma using Phosphoserine Mouse mAb diluted at 1:200.

Nanjing BYabs science technology Co.,Ltd

网址: www.njbybio.com

官方热线: 025-5229-8998

监督电话: 15950492658