



LSD1 Monoclonal Antibody

Catalog No	BYab-01046
Isotype	IgG
Reactivity	Human;Mouse;Bovine;Dog;Pig
Applications	WB;IHC;IF
Gene Name	KDM1A
Protein Name	Lysine-specific histone demethylase 1A
Immunogen	Purified recombinant human LSD1 (N-terminus) protein fragments expressed in E.coli.
Specificity	LSD1 Monoclonal Antibody detects endogenous levels of LSD1 protein.
Formulation	Purified mouse monoclonal in buffer containing 0.1M Tris-Glycine (pH 7.4, 150 mM NaCl) with 0.2% sodium azide, 50% glycerol.
Source	Monoclonal, Mouse
Purification	Affinity purification
Dilution	Western Blot: 1/1000 - 1/2000. Immunohistochemistry: 1/500 - 1/1000. Immunofluorescence: 1/100 - 1/500. Not yet tested in other applications.
Concentration	1 mg/ml
Purity	≥90%
Storage Stability	-20°C/1 year
Synonyms	KDM1A; AOF2; KDM1; KIAA0601; LSD1; Lysine-specific histone demethylase 1A; BRAF35-HDAC complex protein BHC110; Flavin-containing amine oxidase domain-containing protein 2
Observed Band	
Cell Pathway	Nucleus .
Tissue Specificity	Ubiquitously expressed.
Function	cofactor:FAD.,domain:The SWIRN domain may act as an anchor site for a histone tail.,function:Histone demethylase that demethylates 'Lys-4' of histone H3, a specific tag for epigenetic transcriptional activation, thereby acting as a corepressor. Acts by oxidizing the substrate by FAD to generate the corresponding imine that is subsequently hydrolyzed. Demethylates both mono- and di-methylated 'Lys-4' of histone H3. May play a role in the repression of neuronal genes. Alone, it is unable to demethylate H3 'Lys-4' on nucleosomes and requires the presence of RCOR1/CoREST to achieve such activity. May also demethylate 'Lys-9' of histone H3, a specific tag for epigenetic transcriptional

Nanjing BYabscience technology Co.,Ltd



	repression, thereby leading to derepression of androgen receptor target genes. Demethylates di-methylated 'Lys-370' of p53/TP53 which prevents interaction of p53/TP53 with TP53BP1 and represses p53/TP53-mediate
Background	This gene encodes a nuclear protein containing a SWIRM domain, a FAD-binding motif, and an amine oxidase domain. This protein is a component of several histone deacetylase complexes, though it silences genes by functioning as a histone demethylase. Alternative splicing results in multiple transcript variants. [provided by RefSeq, Apr 2009],
matters needing attention	Avoid repeated freezing and thawing!
Usage suggestions	This product can be used in immunological reaction related experiments. For more information, please consult technical personnel.

Nanjing BYabscience technology Co.,Ltd

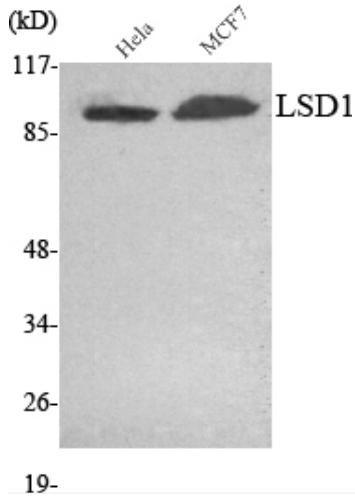
网址: www.njbybio.com

官方热线: 025-5229-8998

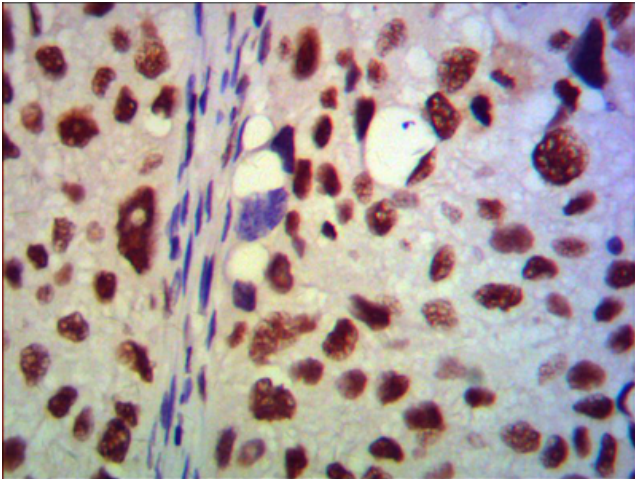
监督电话: 15950492658



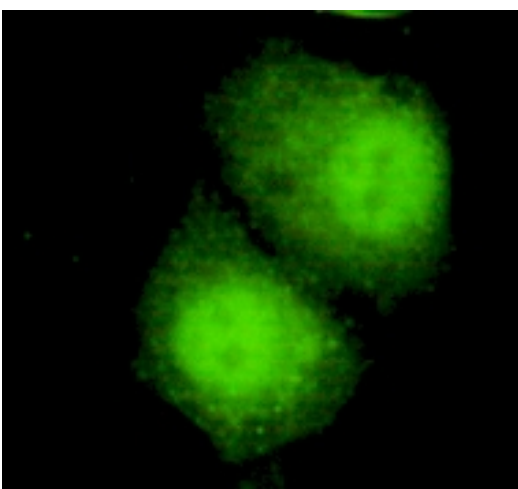
Products Images



Western Blot analysis using LSD1 Monoclonal Antibody against HeLa, MCF7 cell lysate.



Immunohistochemistry analysis of paraffin-embedded human lung cancer using LSD1 Monoclonal Antibody.



Immunofluorescence analysis of HeLa cells using LSD1 Monoclonal Antibody.

Nanjing BYabs science technology Co.,Ltd

网址: www.njbybio.com

官方热线: 025-5229-8998

监督电话: 15950492658